



Molex LED Array Holders simplify the installation process for small-fixture applications for OEMs using Sharp* Mega and Mini Zenigata arrays to reduce installation time with compression contacts that eliminate hand soldering

LED technology has been proven to reduce the amount of energy consumed and is becoming a more reliable, efficient and user-friendly way for accommodating general illumination requirements. Using unmatched interconnect technology, Molex provides a solderless solution to mounting LED arrays into OEM designs. The holders allow customers to install LED arrays quickly into fixtures, enable field replacements and facilitate upgrades to current applications.

Features and Benefits

Compression contacts deliver power to array	Stable connection in high-ambient temperature. Simplifies the LED installation process by eliminating hand soldering or expensive Surface Mount Technology (SMT) equipment. Reduces installation time
Double-ended wire-trap terminal to attach power source	Allows for wiring serial or parallel LED sequences, ensuring ease of array assembly
Screw-mount attachment method for securing array to heat sink	Provides voltage isolation between LED and heat sink with external mounting holes
Releasable wire trap for rework or replacement	Allows for field serviceability
High-temperature thermoplastic housing	Supports high heat-generating environments
Overall form factor is less than 50.00mm in diameter for Mega Zenigata (COB) arrays and 30.00 by 36.20mm for Mini Zenigata (COB) arrays	Ideal for lamp and small-fixture applications
Optional Zhaga cover for Mega Zenigata array only	Provides Zhaga compliant landing interface for optical

Specifications

Reference Information

Packaging: Tray
UL File No.: Pending
CSA File No.: Pending
Designed In: Millimeters
RoHS: Yes
REACH SVHC: Contains SVHC: No

Electrical

Voltage (max.): 600V DC
Current (max.):
180330 Mega – 2.5A continuous;
3.5A max.
180390 Min – 3.0A continuous;
4.0A max.

Contact Resistance:
20 milliohms max.
Dielectric Withstanding Voltage:
300V DC
Insulation Resistance:
5000 Megohms min.


Mechanical

Wire Insertion Force:
5N (1.12 lbf) max.
Wire Pull Out Force:
25N (5.62 lbf) max.
Durability (min.):
Mega Zenigata – 5 Cycles
Mini Zenigata – 20 Cycles

LED Array Holder for Sharp* Mega Zenigata† (COB) and Sharp Mini Zenigata (COB) Arrays

180330 Mega Zenigata (COB) Array

180390 Mini Zenigata (COB) Array



LED Array Holder for Mega Zenigata (COB) Array



LED Array Holder for Mini Zenigata (COB) Array

Physical

Housing: PA66 Nylon GF
Contact:
Copper (Cu), Nickel (Ni) and Silver (Ag)
Plating:
Contact Area — Select Gold (Au)
Solder Tail Area — Silver (Ag)
Underplating — Nickel (Ni)

* Sharp is a registered trademark of Sharp Electronics Corporation
† Zenigata is a registered trademark of Sharp Electronics Corporation

Applications

All general illumination applications

- Downlighting
- Track
- Pendants
- Linear

Area Lighting

- Roadways
- Parking Lots
- Wall Packs



LED Array Holder for Sharp* Mega Zenigata[‡] (COB) and Sharp Mini Zenigata (COB) Arrays




Recessed down-lighting in residential and commercial buildings

LED Array Holder for Sharp Mega Zenigata



Sharp Mega Zenigata Array




LED Array Holder for Sharp Mega Zenigata (180330-0002)



LED Array Holder for Sharp Mega Zenigata Array with Zhaga compliant cover (180330-0003)

LED Array Holder for Sharp Mini Zenigata



Sharp Mini Zenigata Array



LED Array Holder for Sharp Mini Zenigata (180390-0002)

Ordering Information

Order No.	Component	Plating	Zhaga Cover
180330-0002	Mega Zenigata	Gold (Au)	No
180330-0003			Yes
180390-0002	Mini Zenigata		No

* Sharp is a registered trademark of Sharp Electronics Corporation

‡ Zenigata is a registered trademark of Sharp Electronics Corporation