



HPW-06-04-T-S-350-150



HPM-04-01-T-S

HPM, HPW SERIES

(5.08 mm) .200"

POWER HEADERS & BOARD STACKERS

SPECIFICATIONS

For complete specifications see www.samtec.com?HPM

Insulator Material:
Glass Filled Polyester (TH)
Natural Liquid Crystal Polymer (SMT)

Terminal Material:
Copper Alloy

Plating:
Sn over 50 μ" (1.27 μm) Ni
Operating Temp Range:
-55 °C to +105 °C

Standard Creepage:
(3.94 mm) .155"
Standard Clearance:
(3.94 mm) .155"

RoHS Compliant:
Yes

PROCESSING

Lead-Free Solderable:
Surface Mount: Yes
Through-hole & Right-angle:
Wave only

SMT Lead Coplanarity:
(0.20 mm) .008" max (02-15)
(0.25 mm) .010" max (16-20)

RECOGNITIONS

For complete scope of recognitions see www.samtec.com/quality



TYPE STRIP

NO. PINS

LEAD STYLE

PLATING OPTION

S

TAIL OPTION

OTHER OPTION

HPM
= High Temp
High Power Header

Mates with:
HPF

HPF/HPM	
PINS	CURRENT RATING (PER CONTACT)
1	16.6 A
2	14.4 A
3	13.2 A
4	12.7 A
ALL	8.9 A

Note:
Some lengths, styles and options are non-standard, non-returnable.

-T
= Matte Tin

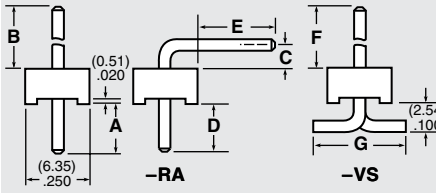
Leave blank for Through-hole

-RA
= Right-angle (-02 & -04 lead style only)

-VS
= Surface Mount (2 pins/row minimum) (-01 & -02 lead style only)

-P
= Pick & Place Pad (3 Pos. min.) (-VS only) (Not Available with -05 lead style)

Specify LEAD STYLE from chart below.

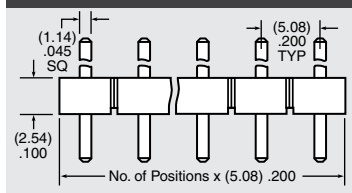


LEAD STYLE	A	B	C	D	E	F	G
-01	(4.57) .180	(11.94) .470	—	—	—	(10.72) .422	(8.64) .340
-02	(4.57) .180	(13.21) .520	(2.54) .100	(4.57) .180	(8.08) .318	(12.24) .482	(8.38) .330
-04	(4.09) .161	(21.06) .829	(4.95) .195	(3.96) .156	(13.82) .544	—	—
-05	(4.57) .180	(3.81) .150	—	—	—	—	—

ALSO AVAILABLE
(MOQ Required)

- Increased creepage and clearance with the removal of contacts
Contact Samtec.

01 thru 20



SPECIFICATIONS

For complete specifications see www.samtec.com?HPW

Insulator Material:
Liquid Crystal Polymer

Terminal Material:
Copper Alloy

Plating:
Sn over 50 μ" (1.27 μm) Ni
Operating Temp Range:
-55 °C to + 105 °C

Standard Creepage:
(3.94 mm) .155"
Standard Clearance:
(3.94 mm) .155"

RoHS Compliant: Yes

PROCESSING

Lead-Free Solderable: Yes
SMT Lead Coplanarity:
(0.20 mm) .008" max.

RECOGNITIONS

For complete scope of recognitions see www.samtec.com/quality



TYPE STRIP

NO. PINS

04

PLATING OPTION

S

STACK HEIGHT

POST HEIGHT

TAIL OPTION

HPW
= High Temp
High Power

Mates with:
HPF

-T
= Matte Tin

Note:
Some lengths, styles and options are non-standard, non-returnable.

-“XXX”
= Stacker Height (in inches) (0.13 mm) .005" increments
Example: -250 = (6.35 mm) .250"

-“XXX”
= Post Height (in inches)

-VS
= Surface Mount (2 pins/row minimum)

-P
= Pick & Place Pad (3 Pos. min.) (6.98 mm) .275" max. post height (-VS only)

02 thru 20

