

CZRF52C2 Thru. CZRF52C39

Voltage 2 to 39 Volts

Power 350 mWatts

RoHS Device

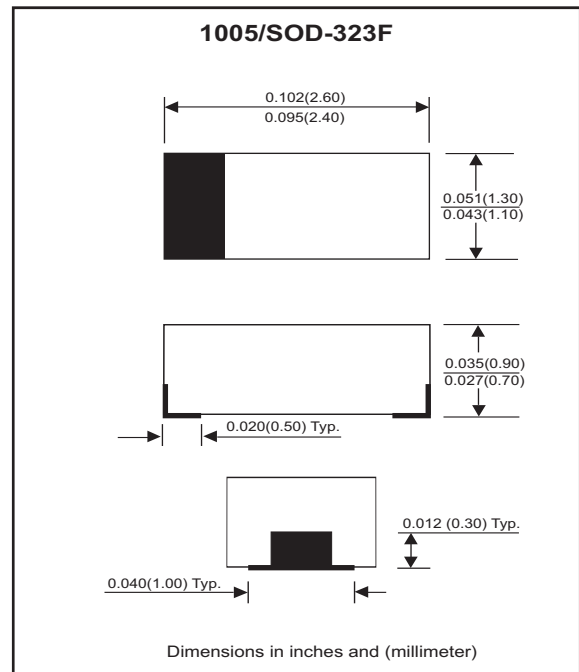


Features

- 350mW Power Dissipation.
- High Voltages from 2 ~ 39 V.
- Designed for mounting on small surface.
- Extremely thin/leadless package.
- Pb free product.

Mechanical data

- Case: 1005/SOD-323F Standard package
Molded plastic.
- Terminals: Gold plated, solderable per MIL-STD-750,method 2026.
- Polarity: Indicated by cathode band.
- Weight: 0.006 gram(approx.).



Circuit Diagram



Maximum Rating And Electrical Characteristics (at TA=25°C unless otherwise noted)

Parameter	Symbol	Value	Unit
Maximum Forward Voltage Drop at $I_F = 10 \text{ mA}$	V_F	0.9	V
Maximum Power Dissipation at 25 °C	P_D	350	mW
Forward current , surge peak 8.3 ms single half sine-wave superimposed on rate load(JEDEC method)	I_{FSM}	2.0	A
Peak ESD voltage capability (IEC 61000-4-2)	V_{PV}	8	kV
Operating Junction and Storage Temperature Range	T_J	-55 to +125	°C

Electrical Characteristics(Ta = 25°C)

Part Number	Marking Code	Zener Voltage			Operating resistance		Rising operating Resistance		Reverse current	
		V _Z (V)			ZZT(Ohm)		ZZK(Ohm)		IR(μA)	
		Min	Max	I _Z (mA)	Max	I _Z (mA)	Max	I _Z (mA)	Max	V _R (V)
CZRF52C2	Z0	1.90	2.10	5	100	5	600	1	100	1
CZRF52C2V2	Z1	2.09	2.31	5	100	5	600	1	100	1
CZRF52C2V4	Z2	2.28	2.52	5	85	5	600	1	100	1
CZRF52C2V7	Z3	2.57	2.84	5	83	5	500	1	75	1
CZRF52C3	Z4	2.85	3.15	5	95	5	500	1	50	1
CZRF52C3V3	Z5	3.14	3.47	5	95	5	500	1	25	1
CZRF52C3V6	Z6	3.42	3.78	5	95	5	500	1	15	1
CZRF52C3V9	Z7	3.71	4.10	5	95	5	500	1	10	1
CZRF52C4V3	Z8	4.09	4.52	5	95	5	500	1	5	1
CZRF52C4V7	Z9	4.47	4.94	5	78	5	500	1	5	2
CZRF52C5V1	ZA	4.85	5.36	5	60	5	480	1	0.1	0.8
CZRF52C5V6	ZB	5.32	5.88	5	40	5	400	1	0.1	1
CZRF52C6V2	ZC	5.89	6.51	5	10	5	200	1	0.1	2
CZRF52C6V8	ZE	6.46	7.14	5	8	5	150	1	0.1	3
CZRF52C7V5	ZF	7.13	7.88	5	7	5	50	1	0.1	5
CZRF52C8V2	ZG	7.79	8.61	5	7	5	50	1	0.1	6
CZRF52C9V1	ZH	8.65	9.56	5	10	5	50	1	0.1	7
CZRF52C10	ZJ	9.50	10.50	5	15	5	70	1	0.1	7.5
CZRF52C11	ZK	10.45	11.55	5	20	5	70	1	0.1	8.5
CZRF52C12	ZM	11.40	12.60	5	20	5	90	1	0.1	9
CZRF52C13	ZN	12.35	13.65	5	25	5	110	1	0.1	10
CZRF52C15	ZP	14.25	15.75	5	30	5	110	1	0.1	11
CZRF52C16	ZQ	15.20	16.80	5	40	5	170	1	0.1	12
CZRF52C18	ZR	17.10	18.90	5	50	5	170	1	0.1	14
CZRF52C20	ZS	19.00	21.00	5	50	5	220	1	0.1	15
CZRF52C22	ZT	20.90	23.10	5	55	5	220	1	0.1	17
CZRF52C24	ZU	22.80	25.20	5	80	5	220	1	0.1	18
CZRF52C27	ZV	25.65	28.35	5	80	5	250	1	0.1	20
CZRF52C30	ZW	28.50	31.50	5	80	5	250	1	0.1	23
CZRF52C33	ZX	31.35	34.65	5	80	5	250	1	0.1	25
CZRF52C36	ZY	34.20	37.80	5	90	5	250	1	0.1	27
CZRF52C39	ZZ	37.05	40.95	5	90	5	300	1	0.1	29

Company reserves the right to improve product design , functions and reliability without notice.

REV:C

RATING AND CHARACTERISTIC CURVES (CZRF52C2 Thru. CZRF52C39)

Fig.1 TEMPERATURE COEFFICIENTS

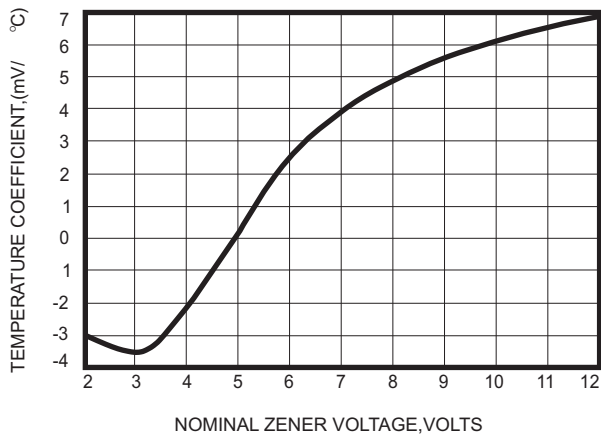


Fig.2 TEMPERATURE COEFFICIENTS

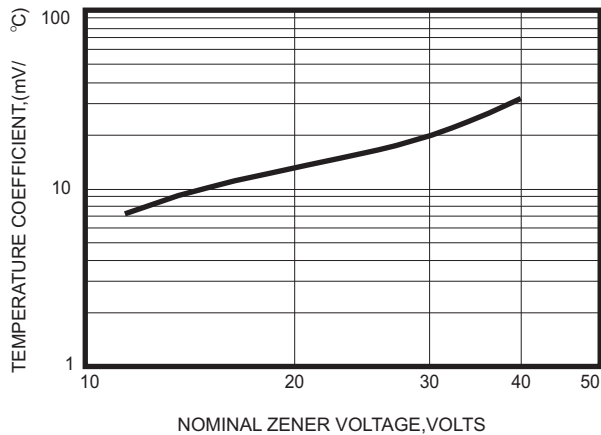


Fig.3 EFFECT OF ZENER VOLTAGE ON ZENER IMPEDANCE

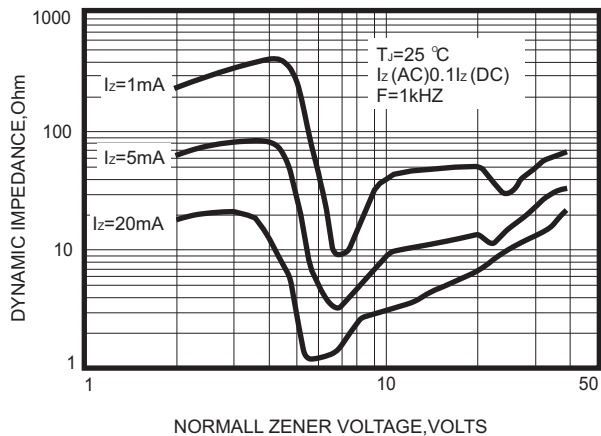


Fig.4 TYPICAL FORWARD VOLTAGE

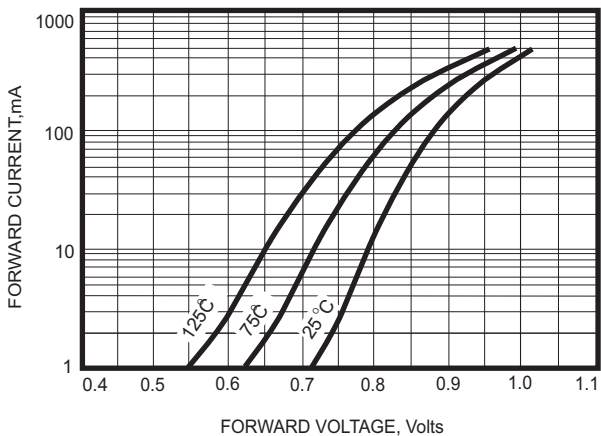


Fig.5 TYPICAL LEAKAGE CURRENT

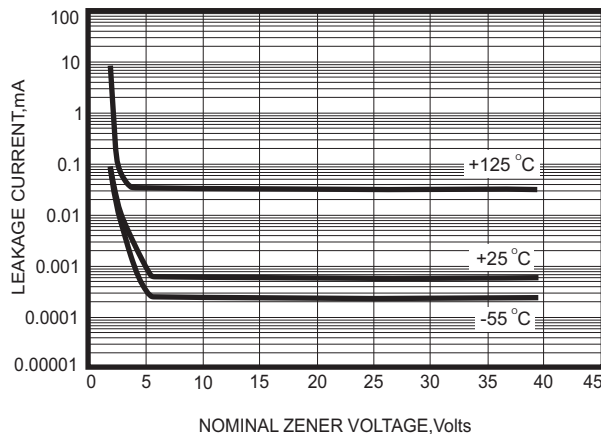
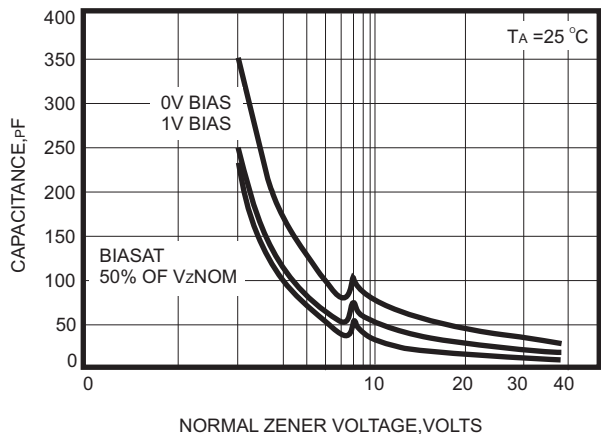


Fig.6 TYPICAL CAPACITANCE



Company reserves the right to improve product design, functions and reliability without notice.

REV:C

RATING AND CHARACTERISTIC CURVES (CZRF52C2 Thru. CZRF52C39)

Fig.7 ZENER VOLTAGE VERSUS ZENER CURRENT



Fig.8 ZENER VOLTAGE VERSUS ZENER CURRENT

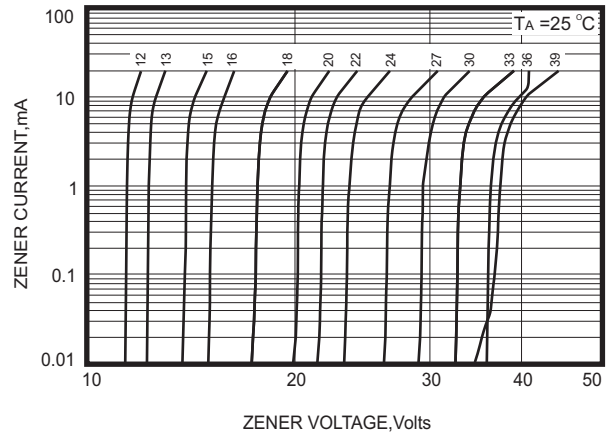
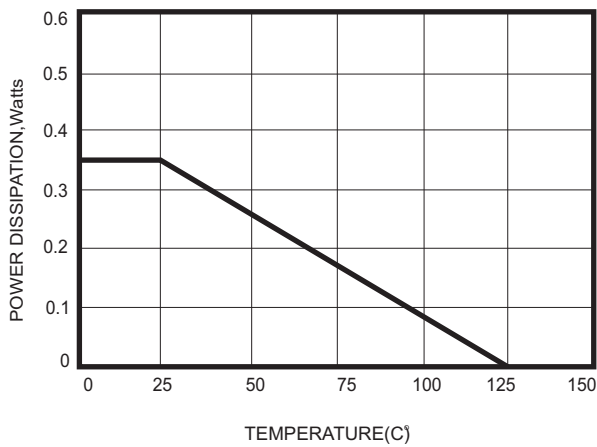
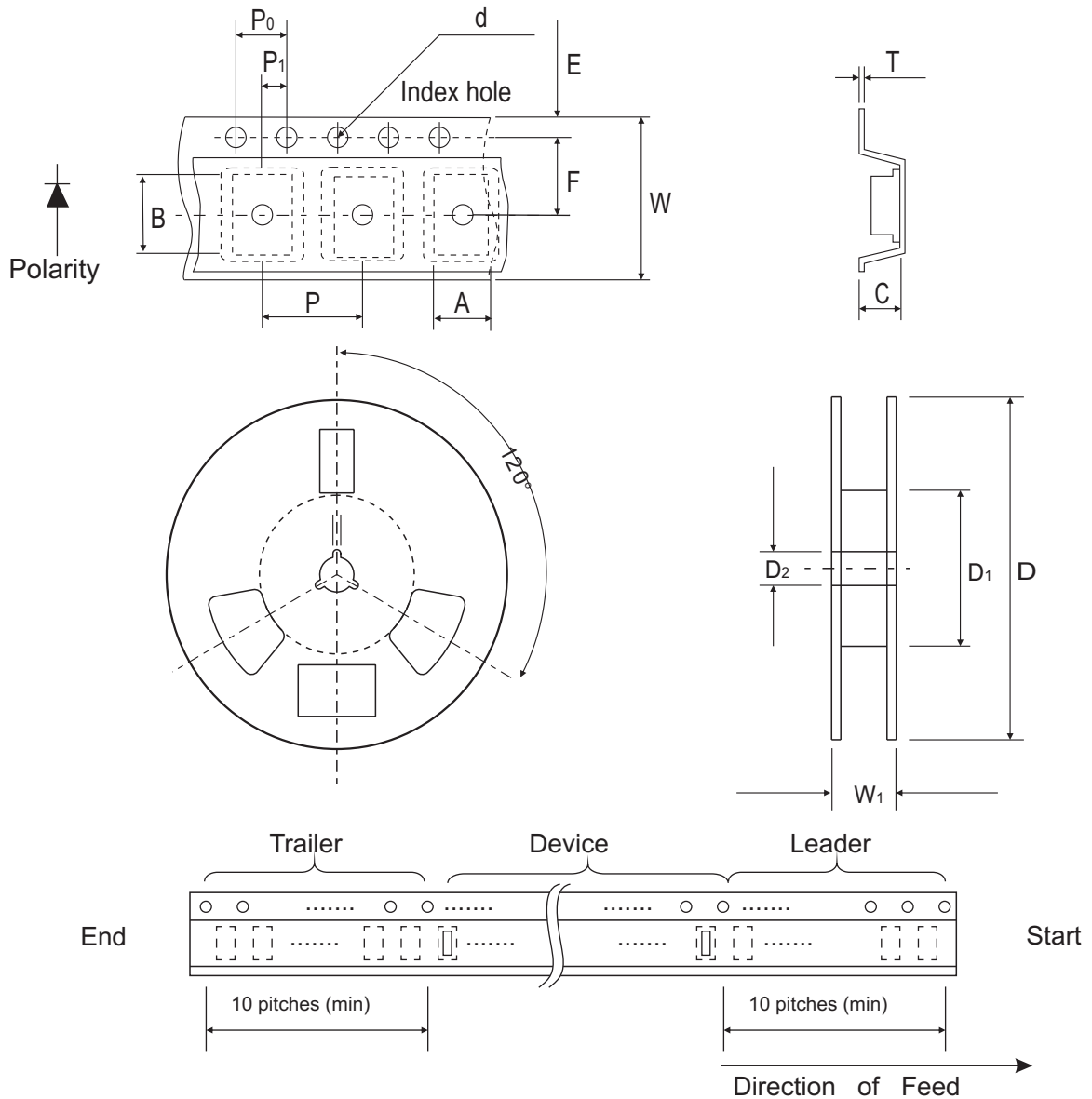


Fig.9 STEADY STATE POWER DERATING



Reel Taping Specification



1005 (SOD-323F)	SYMBOL	A	B	C	d	D	D ₁	D ₂
	(mm)	1.55 ± 0.10	2.65 ± 0.10	1.05 ± 0.10	1.55 ± 0.05	178 ± 1	60.0 MIN.	13.0 ± 0.20
	(inch)	0.061 ± 0.004	0.104 ± 0.004	0.041 ± 0.004	0.061 ± 0.002	7.008 ± 0.04	2.362 MIN.	0.512 ± 0.008

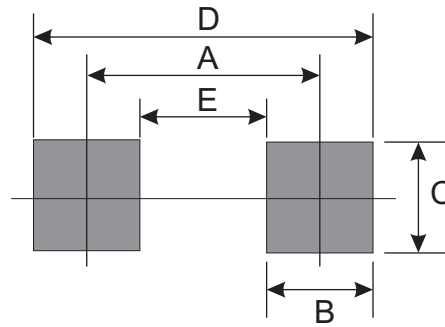
1005 (SOD-323F)	SYMBOL	E	F	P	P ₀	P ₁	T	W	W ₁
	(mm)	1.75 ± 0.10	3.50 ± 0.05	4.00 ± 0.10	4.00 ± 0.10	2.00 ± 0.05	0.23 ± 0.05	8.00 ± 0.20	13.5 MAX.
	(inch)	0.069 ± 0.004	0.138 ± 0.002	0.157 ± 0.004	0.157 ± 0.004	0.079 ± 0.002	0.009 ± 0.002	0.315 ± 0.008	0.531 MAX.

Company reserves the right to improve product design, functions and reliability without notice.

REV:C

Suggested PAD Layout

SIZE	1005/SOD-323F	
	(mm)	(inch)
A	2.10	0.083
B	1.20	0.047
C	1.20	0.047
D	3.30	0.130
E	0.90	0.035



Standard Packaging

Case Type	Qty per Reel	Reel Size
	(Pcs)	(inch)
1005/SOD-323F	4,000	7