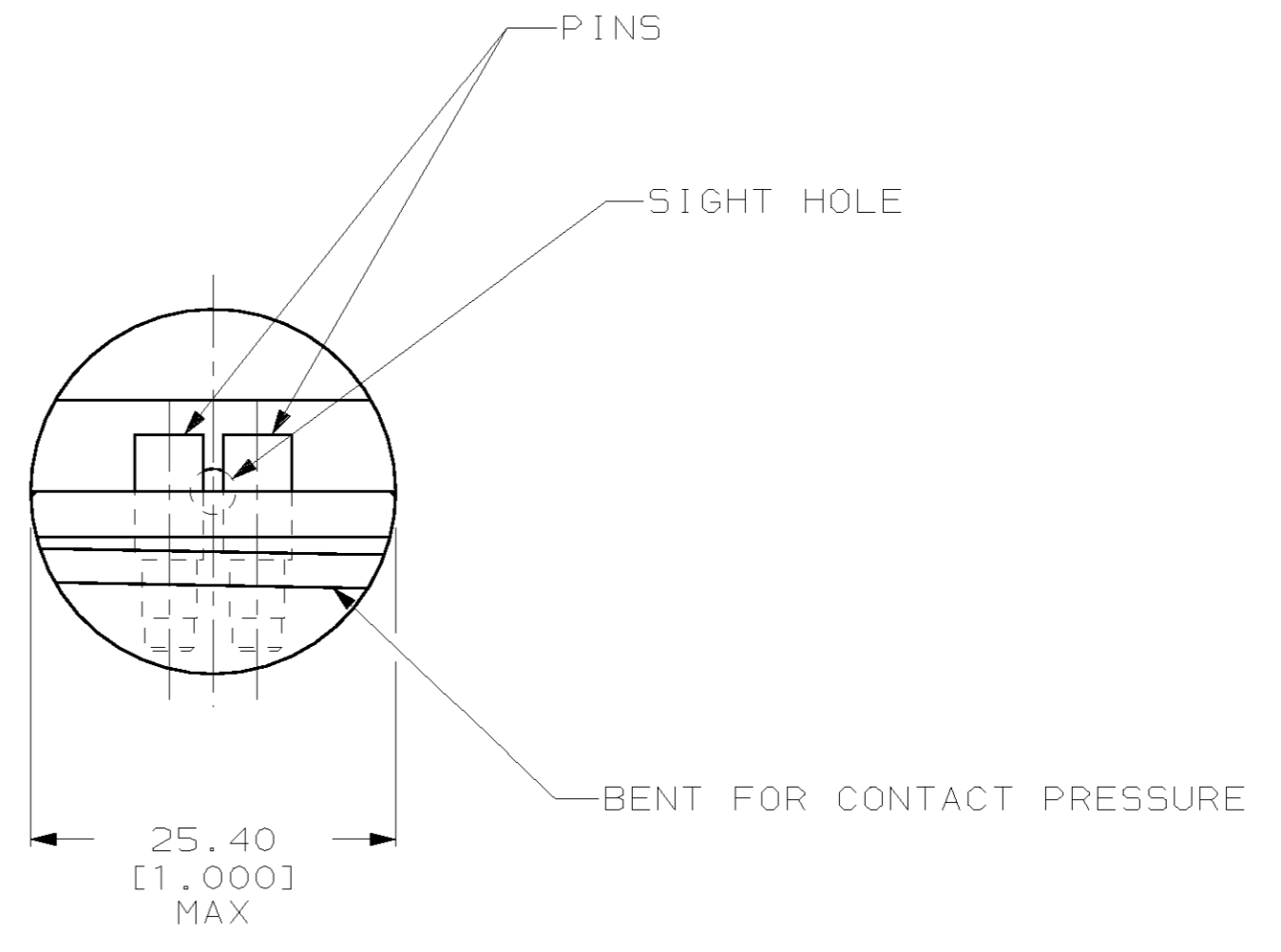
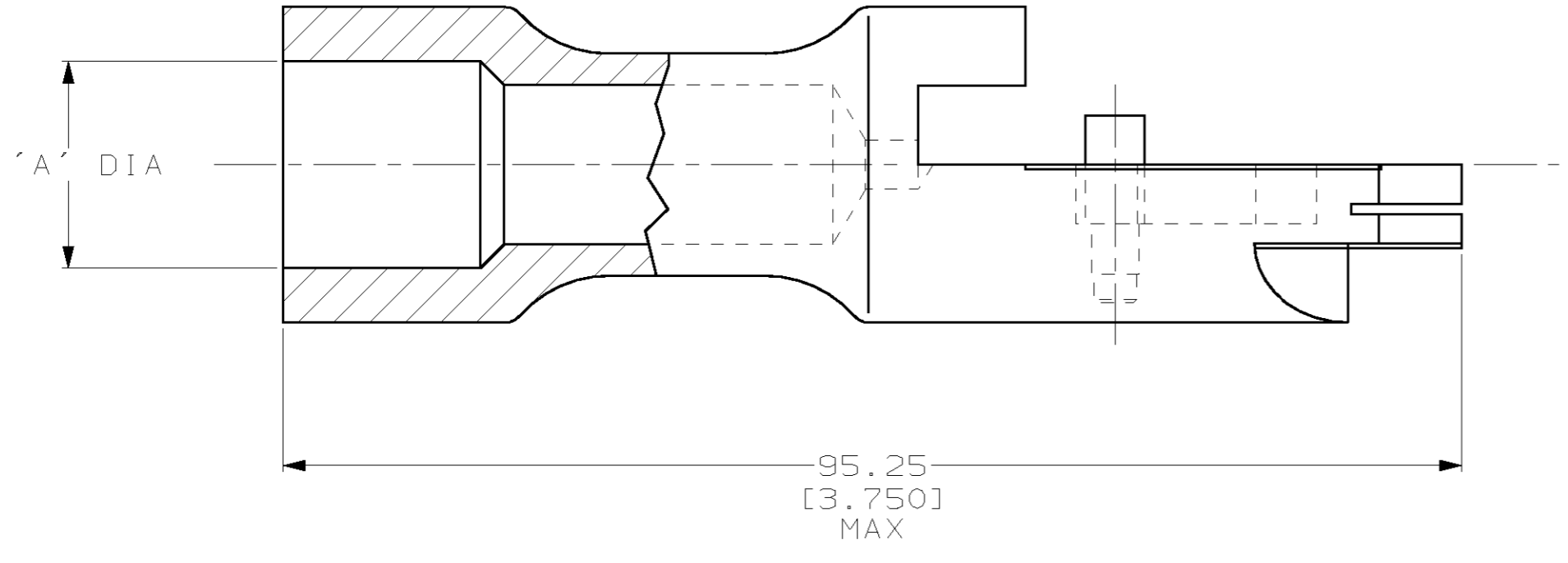
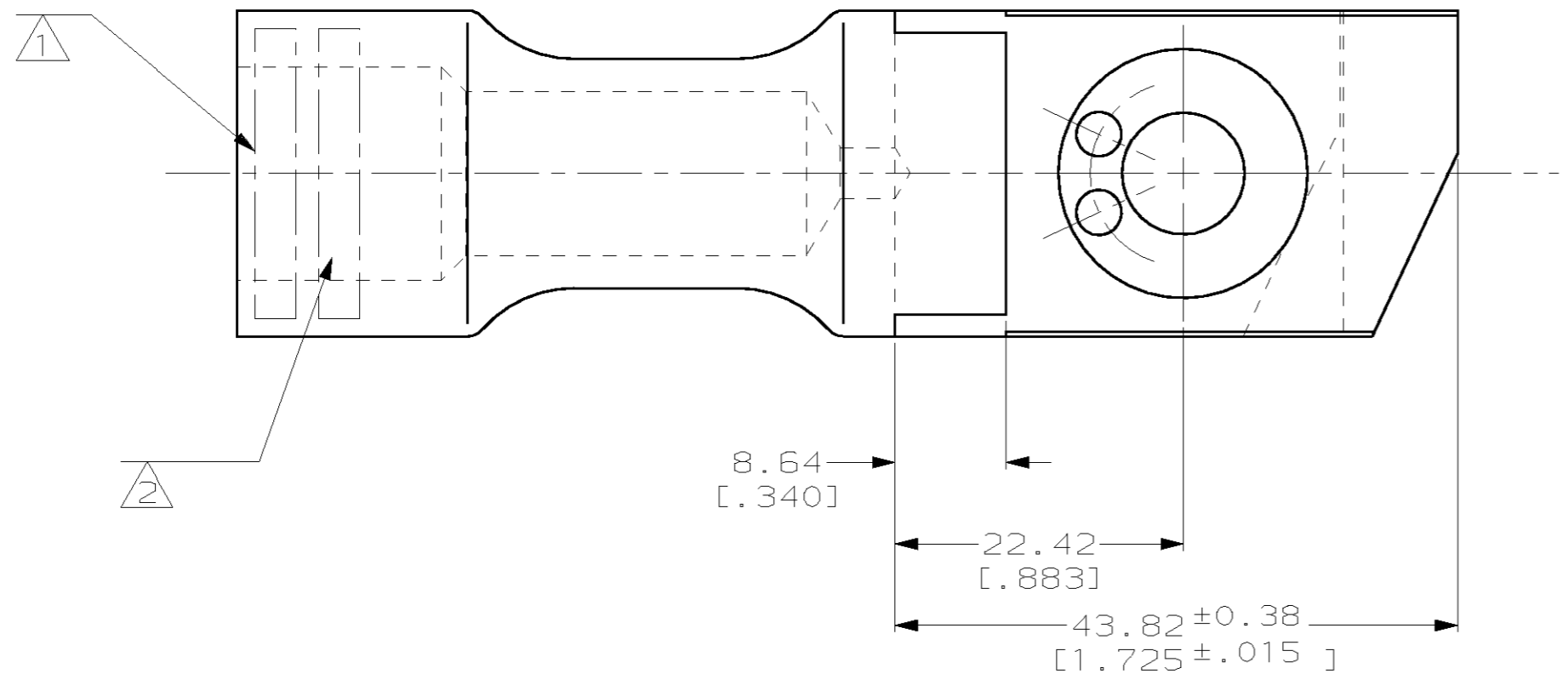


THIS DRAWING IS UNPUBLISHED. RELEASED FOR PUBLICATION .19
 © COPYRIGHT 19 BY AMP INCORPORATED. ALL RIGHTS RESERVED.

LOC	DIST	REVISIONS					
		P	LTR	DESCRIPTION	DATE	DWN	APVD
G	86		H	REV PER 063A-0067-99	10AUG99	JR	MS



OBsolete	Part No	Wire	Length	Tolerance	Part No
W	7077DB00617	2/0 A33	16.76 [.660]	0.0076 [.0003]	52595-5
W	7077DB0611	2/0 A33	18.24 [.718]	0.0076 [.0003]	52595-4
-	-	AMP 2/0	16.28 [.641]	0.0025 [.0001]	52595-3
-	-	AMP 2/0	17.48 [.688]	0.0025 [.0001]	52595-2
-	-	AMP 2/0	17.91 [.705]	0.0025 [.0001]	52595-1
△	STAMPING	△	'A'	FINISH	AMP PART NUMBER

THIS DRAWING IS A CONTROLLED DOCUMENT FOR AMP INCORPORATED. IT IS SUBJECT TO CHANGE AND THE CONTROLLING ENGINEERING ORGANIZATION SHOULD BE CONTACTED FOR THE LATEST REVISION.		DWN JR RUTH 22JUL99 CHK M SPICER 22JUL99 APVD M SPICER 22JUL99	AMP AMP Incorporated Harrisburg, PA 17105-3608
DIMENSIONS: mm [INCHES]	TOLERANCES UNLESS OTHERWISE SPECIFIED: 0 PLC ±- 1 PLC ±- 2 PLC ±0.20(.008) 3 PLC ±- 4 PLC ±- ANGLES ±-	PRODUCT SPEC 108-13014 APPLICATION SPEC	NAME TERMINAL ASSEMBLY, QUICK-DISCONNECT, AMPPOWER™, WIRE SIZE: 2/0 AWG
MATERIAL BODY & PINS BRASS PER 00-B-626	FINISH SILVER PL MIN THK - SEE TABLE THK PER 00-S-365	WEIGHT - lbs	SIZE A2 CAGE CODE 00779 DRAWING NO C-52595
CUSTOMER DRAWING		SCALE 2:1	SHEET 1 OF 1 REV H

52595