

698 to 960 MHz/1690 to 2700 MHz Low PIM 2-port MIMO Ceiling Mount Antenna

LOW PIM 2-PORT MIMO MULTI-BAND CEILING MOUNTED OMNIDIRECTIONAL ANTENNA

The Patent Pending CMX69273P is an indoor, broadband, Low PIM 2-port MIMO omnidirectional ceiling mount antenna. It is designed to provide pattern coverage that is optimized for indoor requirements at 698-960 MHz and 1695-2700 MHz frequency bands. The individual antenna elements are designed to radiate a pattern that has been specifically shaped to provide optimal radiation within a coverage zone.



Patent Pending CMX69273P

CEILING MOUNTS




(TILE FLUSH MOUNT)
Standard



Part # HKIT-CMX-001
(ABOVE CEILING TILE MOUNT)



Part # HKIT-CMX-002
(HARD CEILING EXTENSION MOUNT)



Part # HKIT-CMX-003
(HARD CEILING TILE FLUSH MOUNT)



Part # HKIT-CMX-004
(ABOVE CEILING MOUNT)

FEATURES

- Low Profile aesthetically neutral housing
- Mounts directly and easily to ceiling tile
- Performance optimized using Laird proprietary RF optimization tools
- Excellent flame retardancy rating
- Two radiating elements optimized for indoor applications
- Multiple mounting options for a variety of ceiling configurations
- QR Code (Quick Response) label for easy access to antenna performance data
- RoHS compliant
- Supports AWS-3 Frequency Band

MARKETS

- Indoor Distributed Antenna Systems
- Wireless Service Providers
- Small cells
- Building Operators – offices & meeting rooms
- Hospitality – hotels & casinos
- Transportation – airport, bus, & train terminals
- Retail – stores & indoor pedestrian malls
- Education – libraries & museums

BENEFITS

- Complete cellular 3G/4G LTE data communication at each antenna port
- Low PIM performance minimizes interference and improves in building wireless network coverage and capacity.
- Attractive, compact design and form factor ideal for indoor solution applications.
- Full plenum rating allows for above ceiling installations.

PARAMETER	SPECIFICATION									
Frequency Bands, MHz	698-806	824-894	880-960	1690-1710	1780-1880	1850-1990	1910-2170	2300-2500	2500-2700	
Peak Gain, dBi (Typ)	4.3	4.1	4.1	2.1	3.3	2.9	2.6	2.8	3.1	
Peak Gain, dBi (Max)	4.6	4.3	4.3	3.2	3.8	3.4	3.0	3.7	3.7	
VSWR (Typ)	<1.5:1	<1.3:1	<1.3:1	<1.3:1	<1.3:1	<1.3:1	<1.3:1	<1.2:1	<1.5:1	
VSWR (Max)	<1.7:1	<1.7:1	<1.7:1	<1.7:1	<1.7:1	<1.7:1	<1.7:1	<1.7:1	<1.7:1	
Isolation, dB (Typ)	< -21	< -19	< -17	< -22	< -22	< -23	< -25	< -29	< -30	
Isolation, dB (Max)	< -16	< -16	< -16	< -16	< -16	< -16	< -16	< -16	< -16	
PIM, 3rd Order, 2 x 20W (Typ)	<-154 dBc			<-153 dBc						
PIM, 3rd Order, 2 x 20W (Max)	<-150 dBc			<-150 dBc						
Nominal Impedance	50 Ω									
Max Power	50 Watts (@ ambient temp of 25°C, 77°F)									
Polarization	Linear H/V for each radiator									
Radome	PC / ABS, UL94 V-O (White)									
Mounting	Ceiling mount (drywall or tile flush mount), above ceiling									
Dimensions (diameter x height)	250 mm x 49 mm (9.84" x 1.9")									
Weight	Approximately 0.60 kg (1.32 lbs.)									
Storage Temperature (°C)	-40° C to +85° C (-40°F to 185°F)									
Operational Temperature (°C)	-30° C to +70° C (-22°F to 158°F)									
Standard for Safety: Information Technology Equipment	UL/CSA/EN/IEC/CB-Scheme 60950-1 Certified									
Standard for Safety: Fire and Smoke (Plenum)*	UL 2043 Listed									
Flammability Rating (Radome)	UL 94V0 Materials									
Material Substance Compliance	RoHS Compliant									

MODEL NUMBER	CABLE LENGTH	CONNECTOR
CMX69273P-30NF	30 cm, (12"), cable	Dual Type N Female
CMX69273P-30D41F	30 cm, (12"), cable	Dual Type 4.1-9.5 Female
CMX69273P-30D43F	30 cm, (12"), cable	Dual Type 4.3-10 Female

Americas: +1.847.839.6925
IAS-AmericasEastSales@lairdtech.com

Europe: +44.1628.858941
IAS-EUSales@lairdtech.com

Asia: +86.21.5855.0827.127
IAS-AsiaSales@lairdtech.com

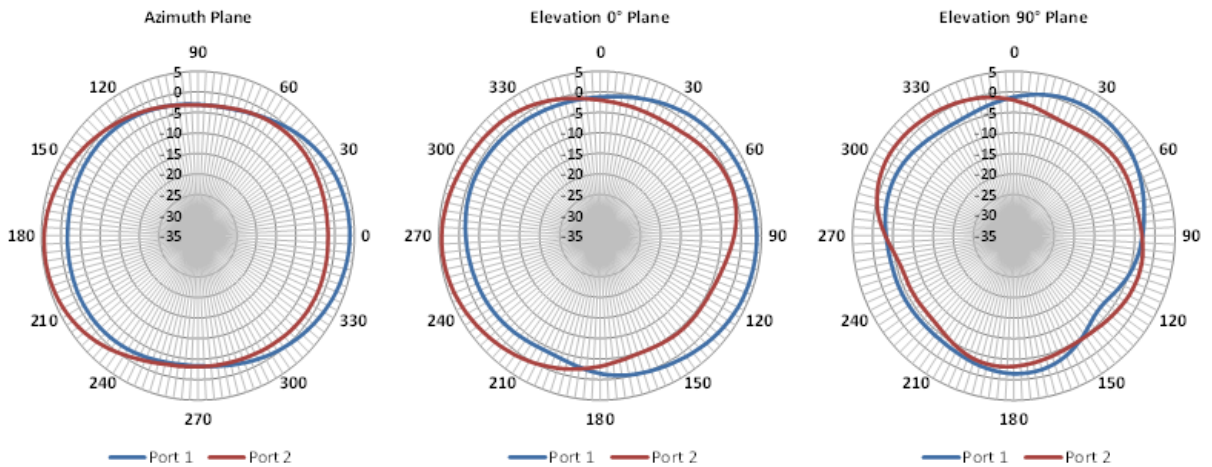
Middle East and Africa: +44.1628.858941
IAS-MEASales@lairdtech.com

www.lairdtech.com

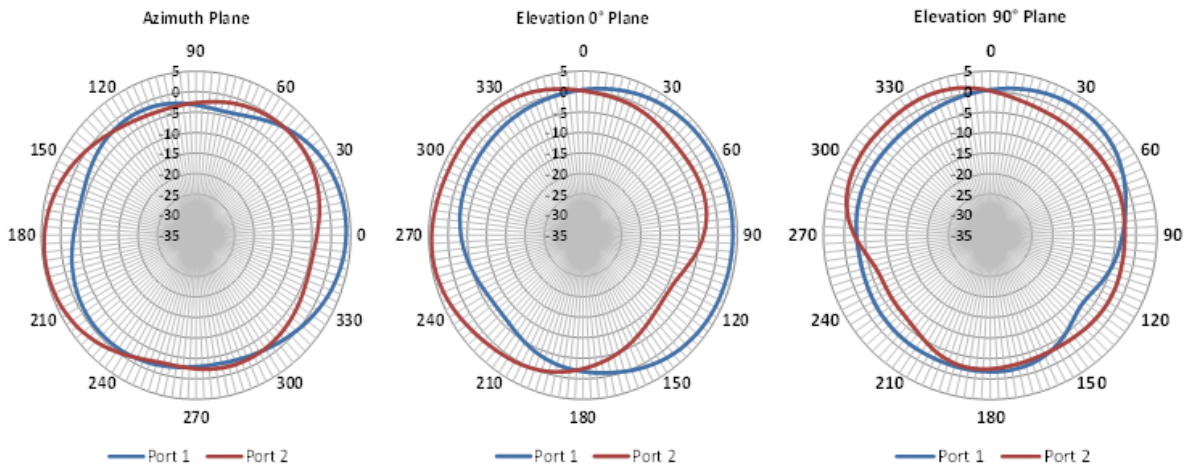
698 to 960 MHz/1690 to 2700 MHz Low PIM 2-port MIMO Ceiling Mount Antenna

RADIATION PATTERNS

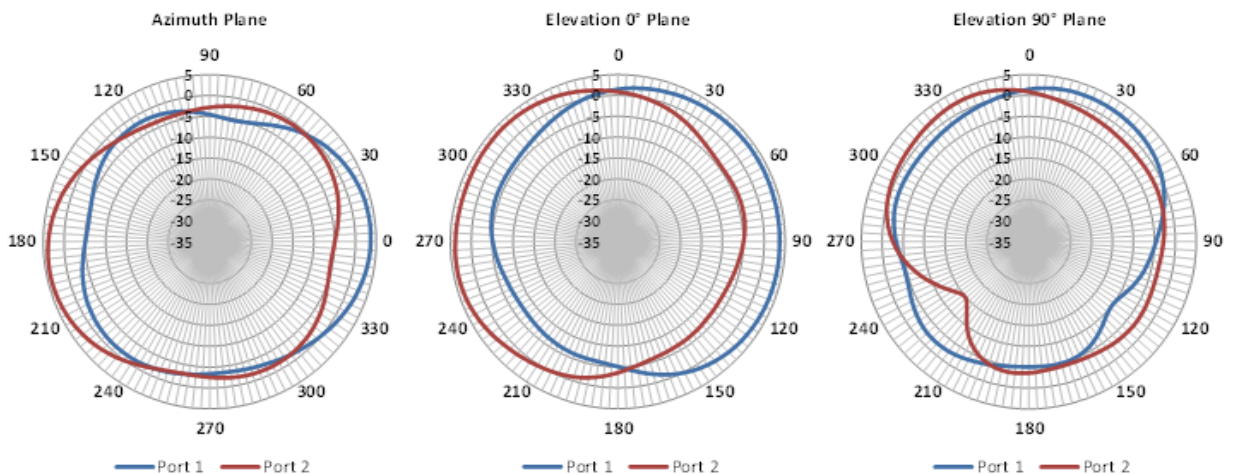
Radiation Pattern at 698 MHz



Radiation Pattern at 746 MHz



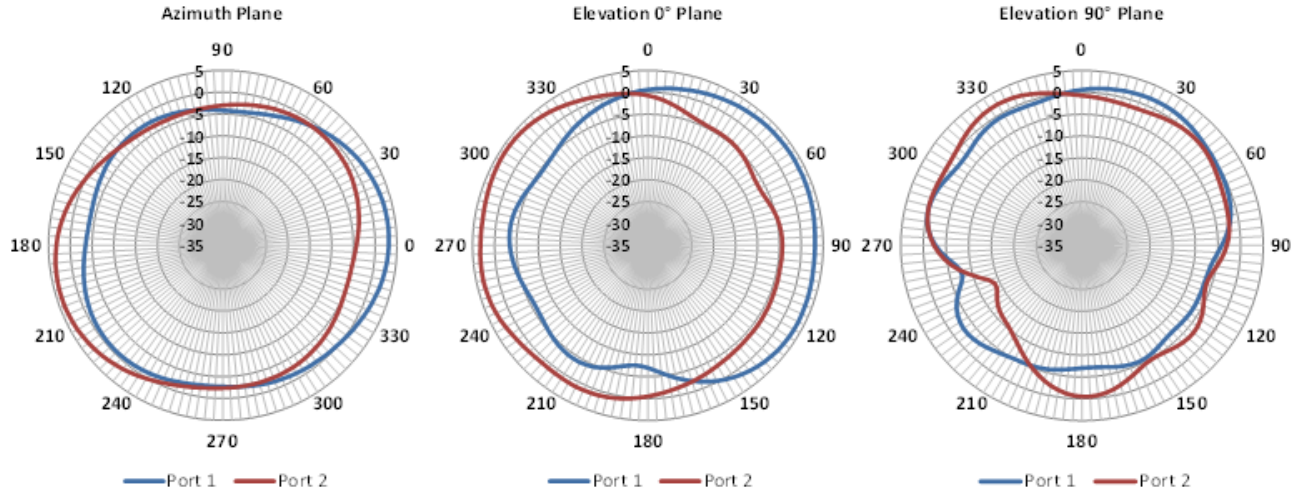
Radiation Pattern at 824 MHz



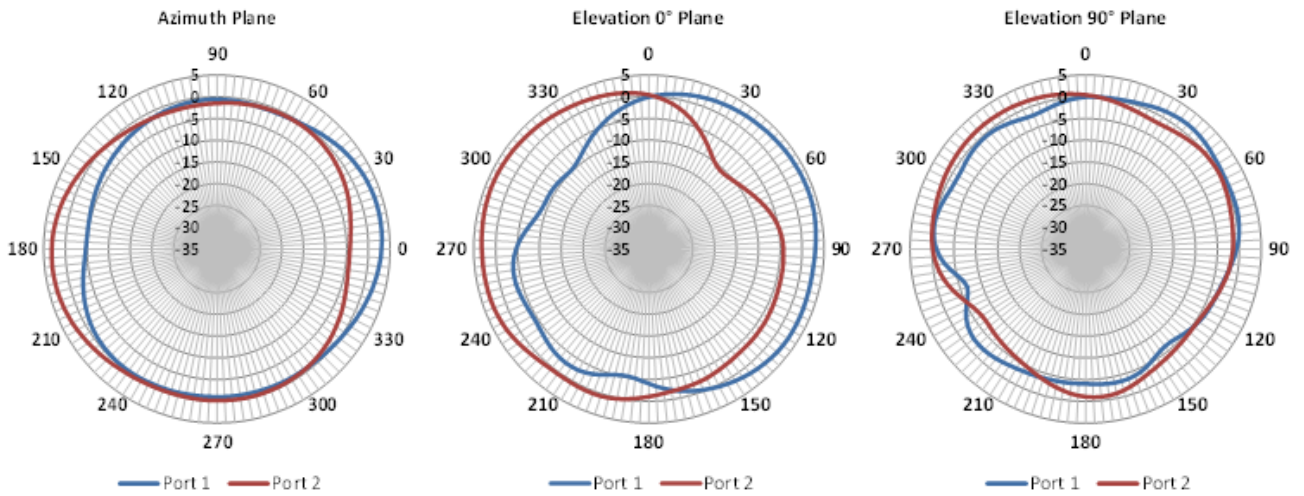
698 to 960 MHz/1690 to 2700 MHz Low PIM 2-port MIMO Ceiling Mount Antenna

RADIATION PATTERNS

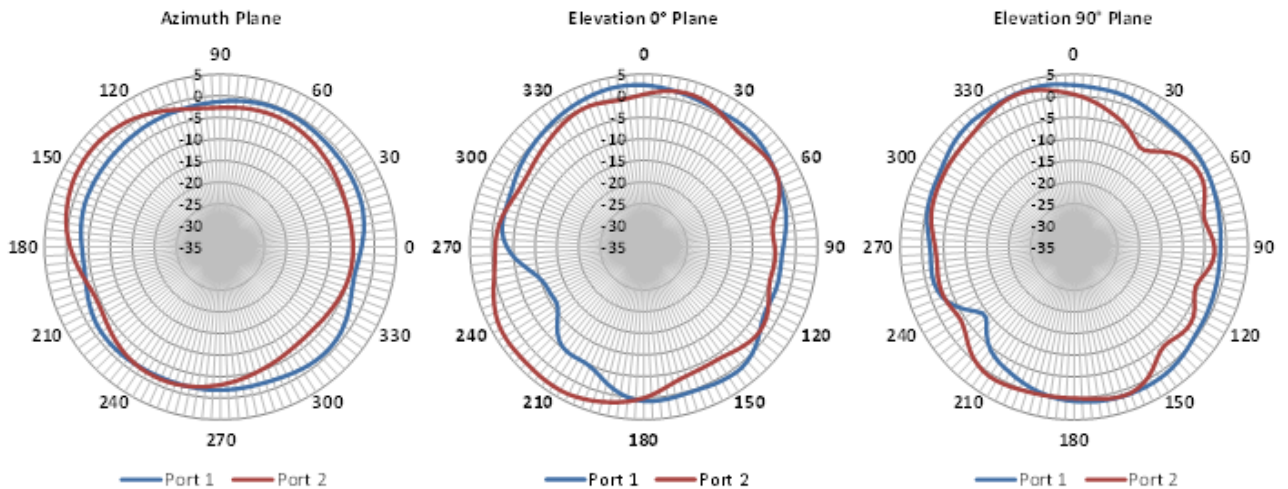
Radiation Pattern at 880 MHz



Radiation Pattern at 960 MHz



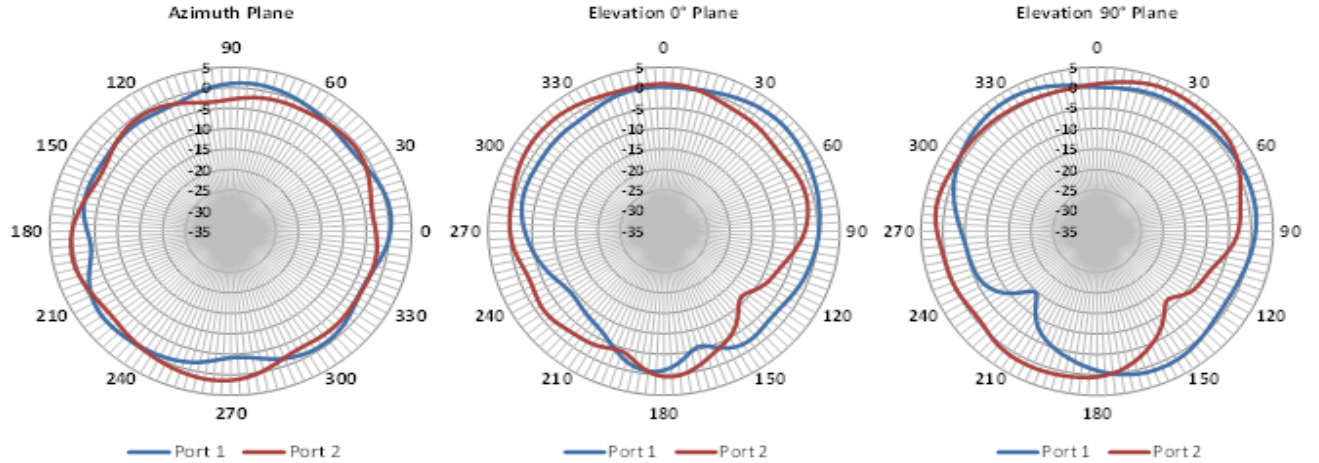
Radiation Pattern at 1680 MHz



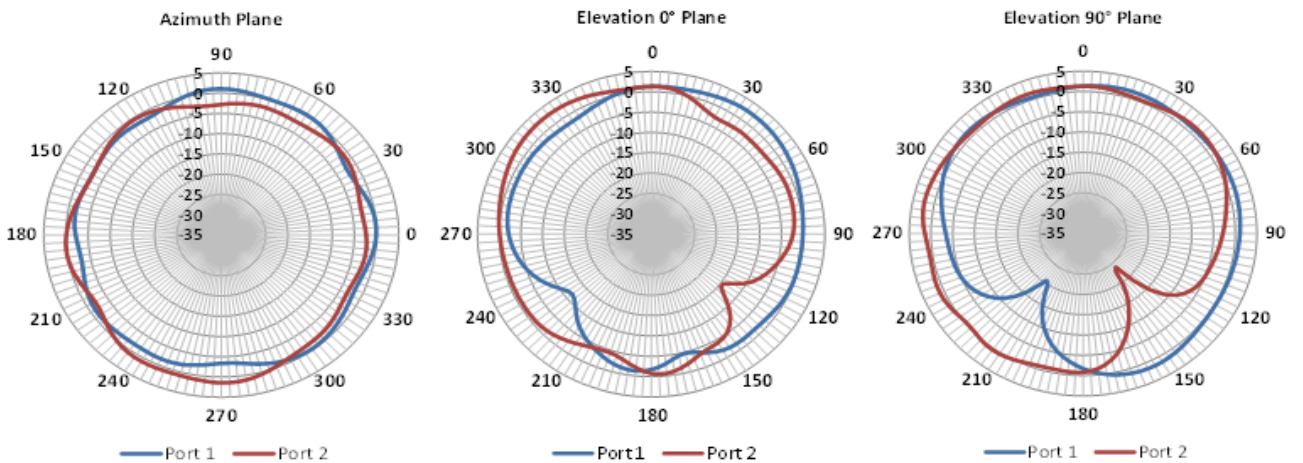
698 to 960 MHz/1690 to 2700 MHz Low PIM 2-port MIMO Ceiling Mount Antenna

RADIATION PATTERNS

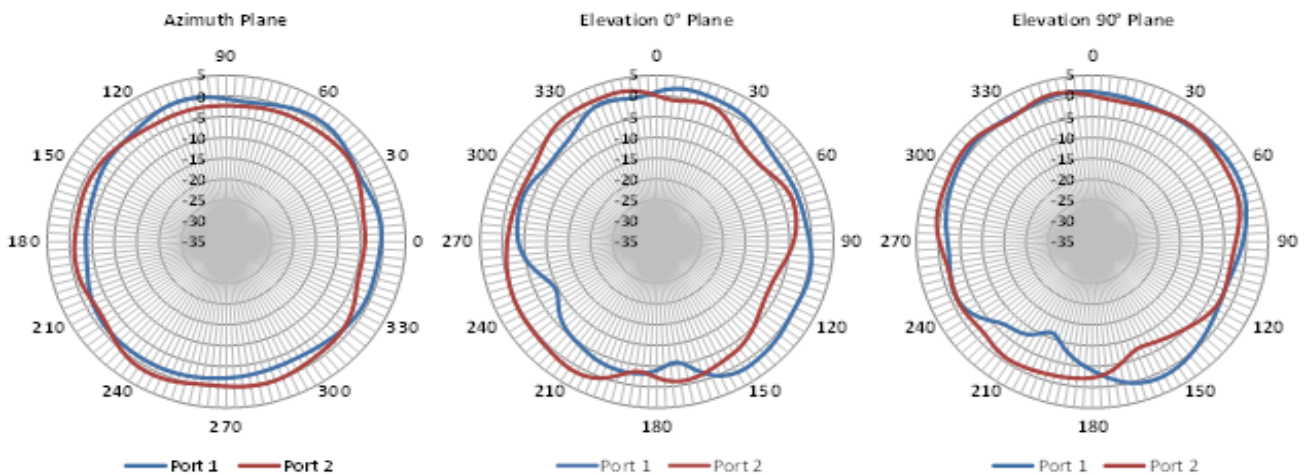
Radiation Pattern at 1880 MHz



Radiation Pattern at 1950 MHz



Radiation Pattern at 2170 MHz



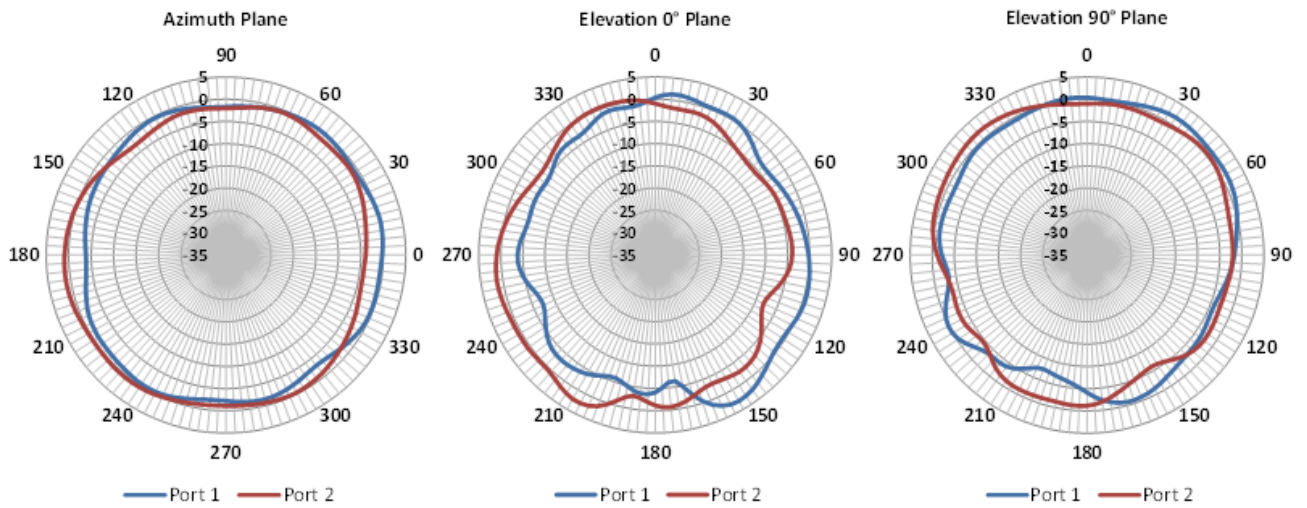
CMX69273P

698 to 960 MHz/1690 to 2700 MHz

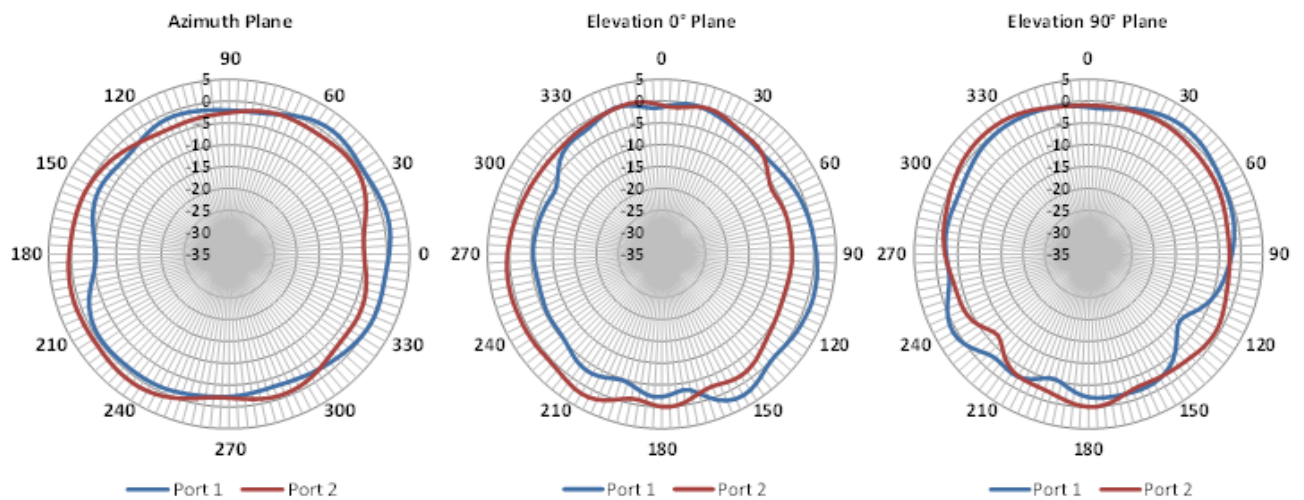
Low PIM 2-port MIMO Ceiling Mount Antenna

RADIATION PATTERNS

Radiation Pattern at 2305 MHz



Radiation Pattern at 2412 MHz



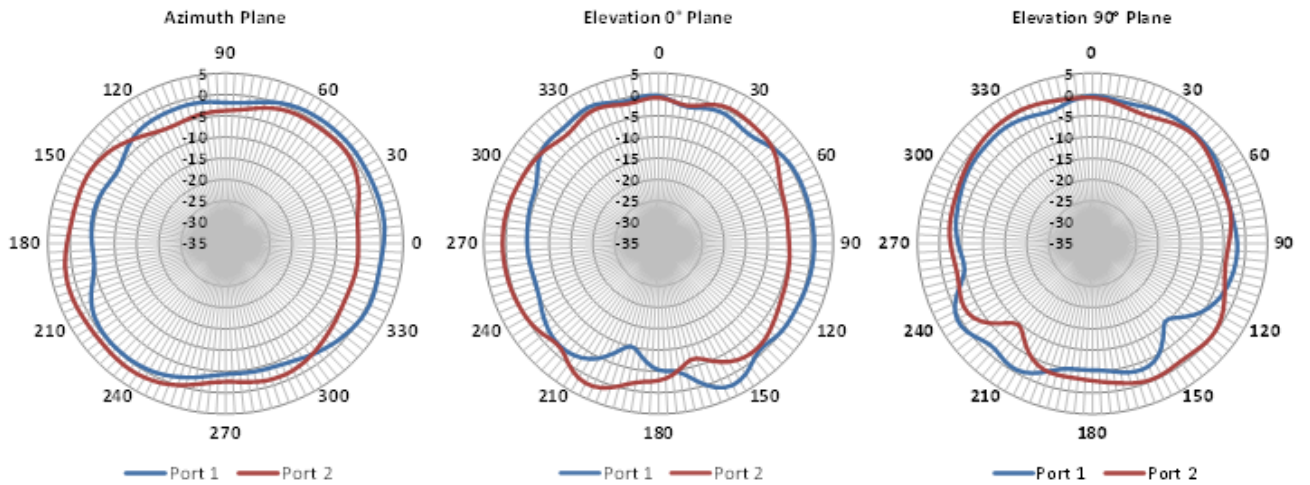
CMX69273P

698 to 960 MHz/1690 to 2700 MHz

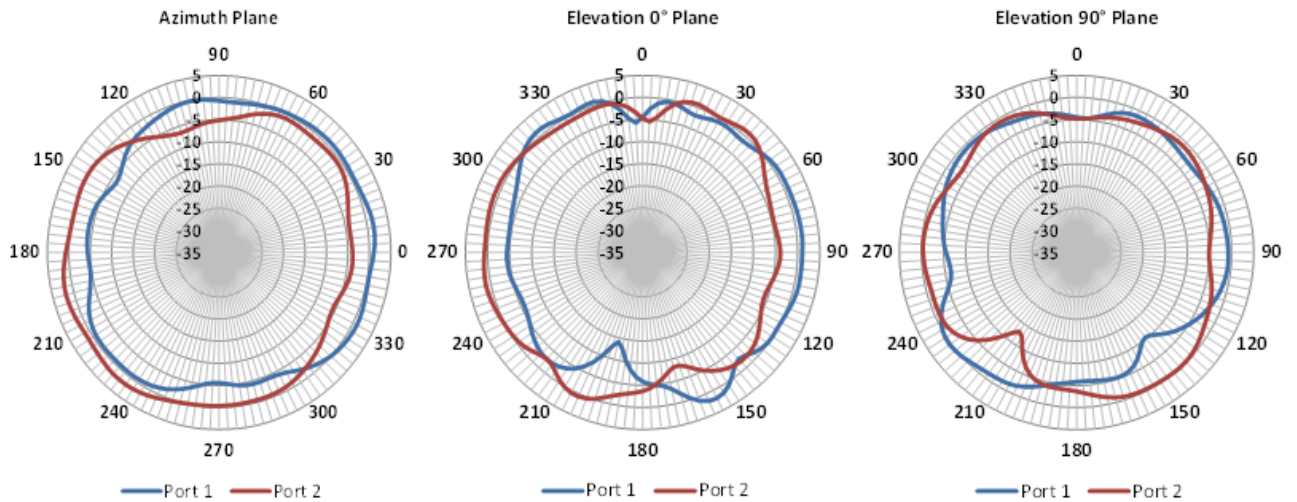
Low PIM 2-port MIMO Ceiling Mount Antenna

RADIATION PATTERNS

Radiation Pattern at 2600 MHz



Radiation Pattern at 2700 MHz



IAS-ANT-DS-CMX69273P 022416

Any information furnished by Laird Inc. and its agents is believed to be accurate and reliable. All specifications are subject to change without notice. Responsibility for the use and application of Laird materials rests with the end user, since Laird and its agents cannot be aware of all potential uses. Laird makes no warranties as to the fitness, merchantability or suitability of any Laird materials or products for any specific or general uses. Laird shall not be liable for incidental or consequential damages of any kind. All Laird products are sold pursuant to the Laird Terms and Conditions of sale in effect from time to time, a copy of which will be furnished upon request. © Copyright 2016 Laird Inc. All Rights Reserved. Laird, Laird Technologies, the Laird Logo, and other marks are trademarks or registered trademarks of Laird Inc. or an affiliate company thereof. Other product or service names may be the property of third parties. Nothing herein provides a license under any Laird or any third party intellectual property rights.