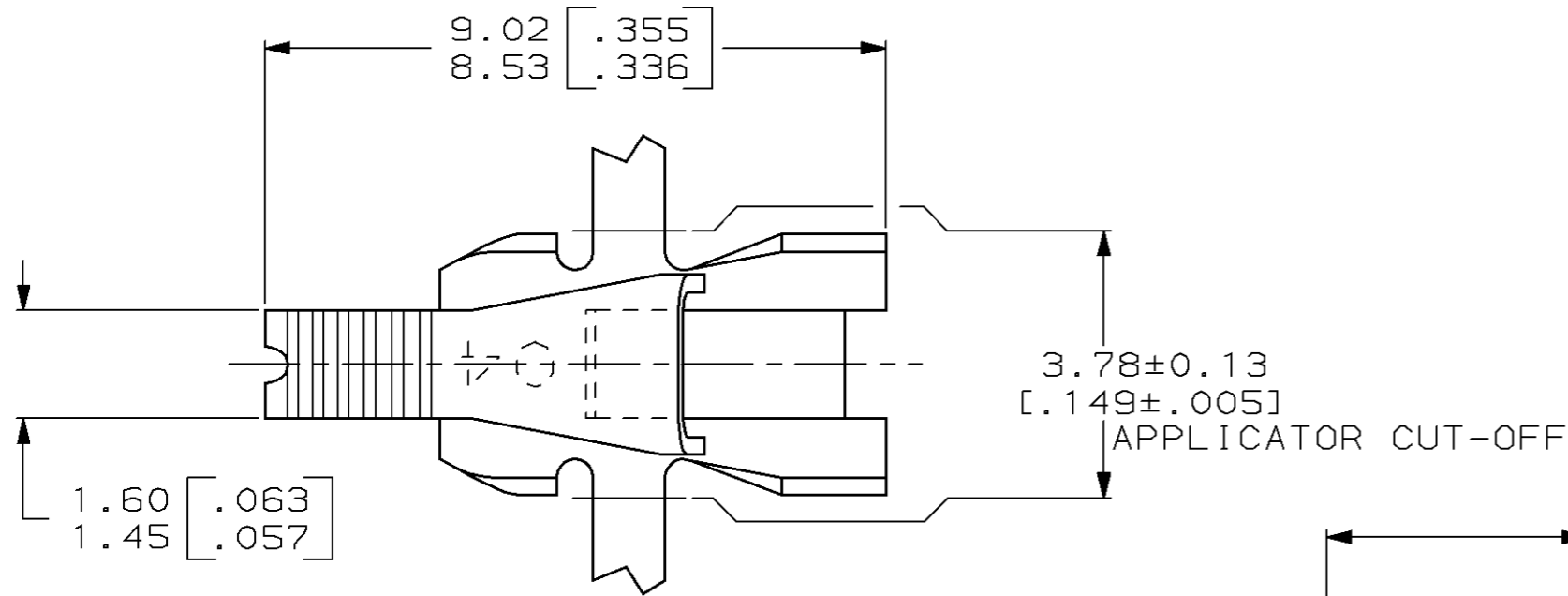
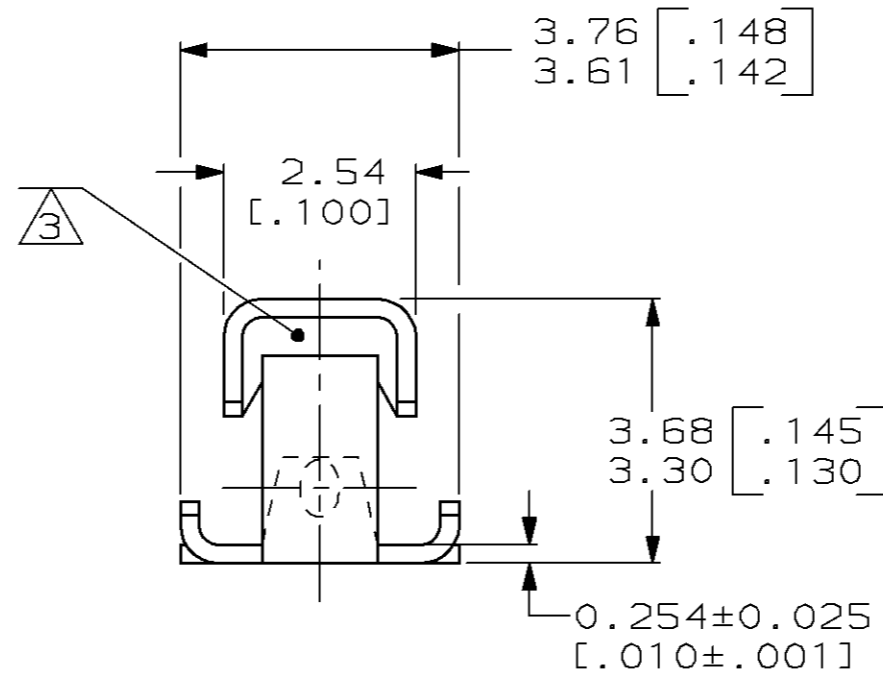
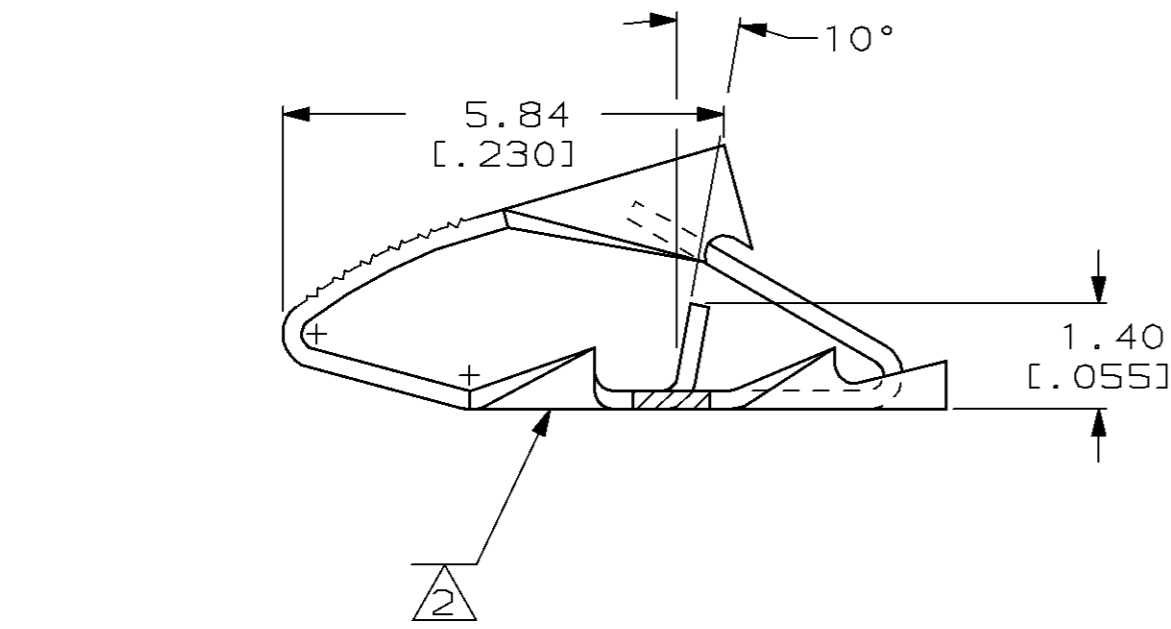


THIS DRAWING IS UNPUBLISHED. RELEASED FOR PUBLICATION, 19 .
 © COPYRIGHT 19 BY AMP INCORPORATED. ALL INTERNATIONAL RIGHTS RESERVED.

LOC	DIST	P	F	REVISIONS				
				ZONE	LTR	DESCRIPTION	DATE	APPD
AF	50				C	REVISE PER ECN 0G1A-0178-98	06AUG98	SU/KR



- 1 CONTINUOUS STRIP ON REELS WITH TERMINALS LOCATED ON 6.10 [.240] CENTERS.
- 2 IDENTIFICATION NUMBER (04) FOR MAGNET WIRE RANGE.
- 3 TERMINAL ACCEPTS A 1.27 X 0.51 [.050 X .020] POST.



0.02-0.06mm [#52-#42] AWG		63613-1	
COPPER MAGNET WIRE RANGE		PART NUMBER	
DO NOT SCALE PRINT, UNLESS SPECIFIED DIMENSIONS IN mm [INCHES] TOLERANCES ON: 2 PLC DEC ± 0.25 [.010] 3 PLC DEC ± - ANGLES ± -		AMP AMP INCORPORATED Harrisburg, Pa. 17105	
DR 9/10/91 MICHAEL S. FEHER CHK 9/10/91 JEFF R. RUTH APPD 9/11/91 NELSON E. NEFF APPD 9/16/91 TERRY L. SHUTTER PRODUCT SPEC -		NAME TERMINAL, POKE-IN, MINI MAG-MATE™	
MATERIAL H02 HARD BRASS		SIZE B	CAGE CODE 00779
FINISH 0.002032 [.000080] MIN TIN PER MIL-T-10727		DRAWING NO 63613	
APPLICATION SPEC 114-2047		SCALE 10:1	SHEET 1 OF 1
WEIGHT -			