

MIL-STD-1553 data bus couplers

- Developed for bench test applications
- Internal transformers per MIL-PRF-21038/27
- Available in 2, 3, 4 or 5 ports
- 58.5 ohm non-inductive resistors
- BJ-770 type connectors
- Universal box



APPLICABLE SPECIFICATIONS

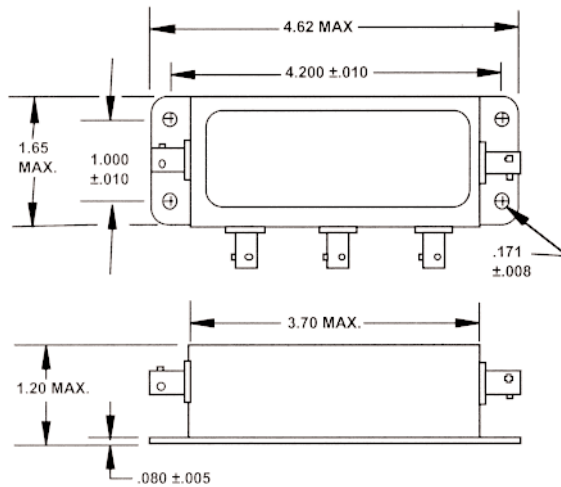
- MIL-STD-1553B
- MIL-STD-202
- MIL-PRF -21038

SUMMARY PERFORMANCE SPECIFICATIONS

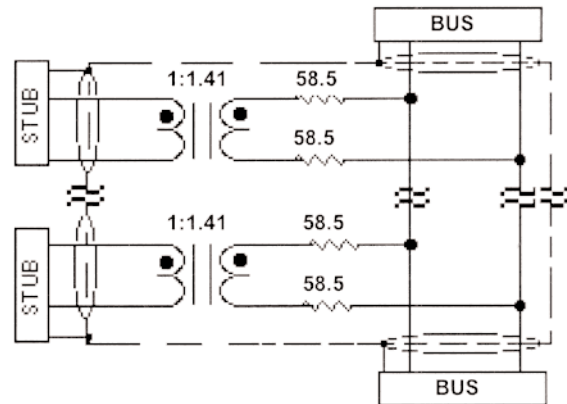
Open circuit impedance.....	≥ 3,000 ohms
Droop.....	≤ 20% max (250 kHz)
Overshoot and ringing.....	± 1V max
Common mode rejection (CMR).....	≥ 45 dB
Frequency range (no load).....	75 kHz to 1MHz
Operating temperature range.....	-40°C to +85°C
Part number.....	DBCL-X4002 (X = # of ports)
Weight.....	180 grams max



DIMENSIONS



SCHEMATIC




Notes:

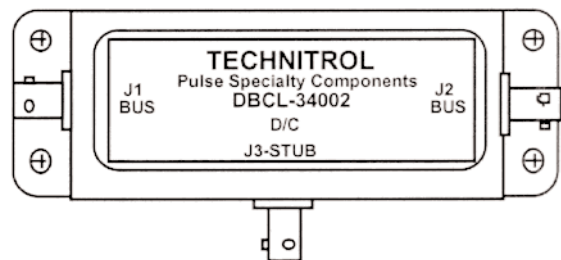
1. All dimensions are in inches.
2. All specifications and dimensions are subject to change without notice.

CONFIGURATIONS

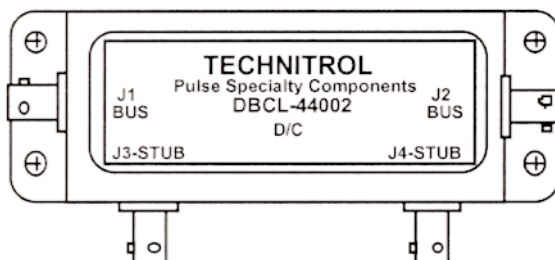
Two Port



Three Port



Four Port



Five Port

