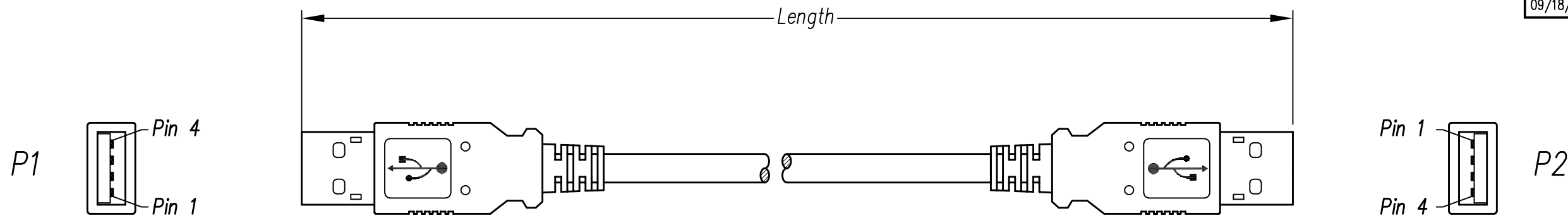


DATE	REV	ECN	APP'D. BY
08/31/17	A0	Released	JRC
09/18/2017	A1	11095	GWL



Notes:

- 1) Each cable assembly to be individually bagged.
- 2) Cable Construction USB 2.0 UL Style 1
  - 28 AWG 1 Twisted Pair
  - 24 AWG x 2C
  - AMA BRAID
  - 4.5mm OD
  - Beige PVC Jacket
- 3) CONNECTOR P1 & P2: USB A Male 2.0 White Insulator, Gold flash on contacts, Nickel Plated Shell
- 4) Hood P1 & P2: Molded Beige PVC Strain Relief
- 5) All cables tested for Continuity & Shorts

P/N Key:

SC-2AAExxxF

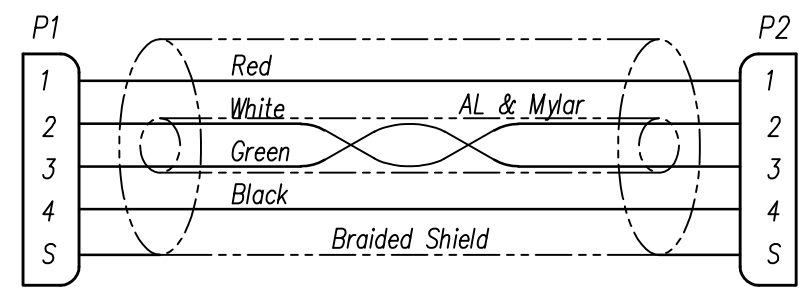
└── Length

003 = 3 Ft

006 = 6 Ft

010 = 10 Ft


Wiring Map: USB 2.0 Hi-Speed



Example Parts Numbers

Feet	
P/N	Length
SC-2AAE003F	3'
SC-2AAE006F	6'
SC-2AAE010F	10'

For Part Numbers Not Shown Follow Part Number Key Format



THIRD ANGLE PROJECTION	
DO NOT SCALE DRAWING	
DRAWING IS SUBJECT TO CHANGE WITHOUT NOTICE	
DIMENSIONS: INCHES [METRIC]	
UNLESS OTHERWISE SPECIFIED TOLERANCES ARE ±.005 [0.13] ANGLES ARE ± 1°	
SHEET NO. 1 OF 1	

 11118 Susquehanna Trail South Glen Rock, PA 17327-9199 (717) 235-7512 <a href="http://www.stewartconnector.com">http://www.stewartconnector.com</a>	<b>Cable Assembly, USB 2.0, Type A/M-Type A/M, Beige</b>	
	DRN BY: KAC APPD BY: JRC DWG NO. CT999151	DATE 08/30/17 DATE 08/31/17 REV. A1

ASSEMBLY FORMAT REV. 6/3/05