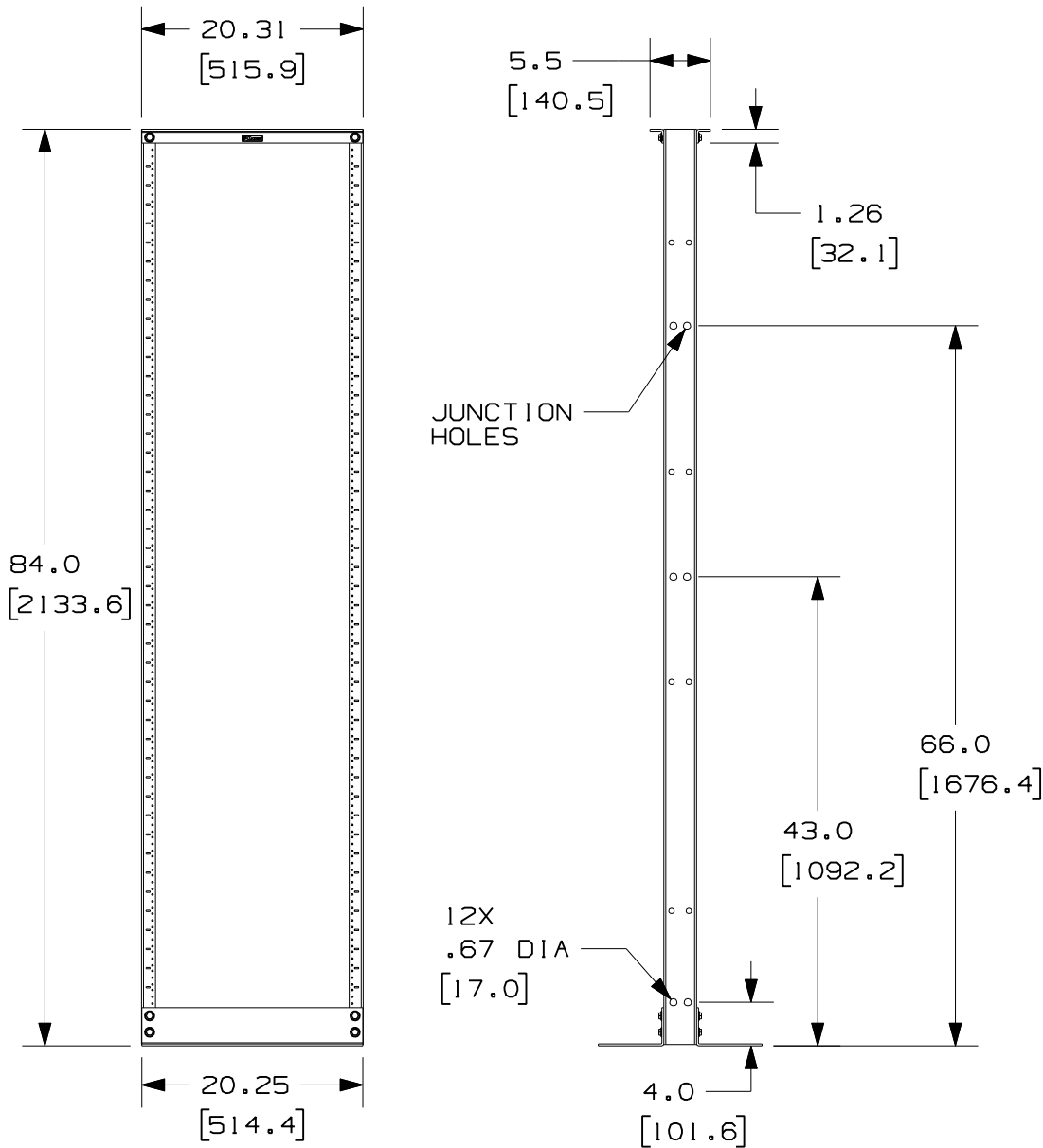


THIS COPY IS PROVIDED ON A RESTRICTED BASIS AND IS NOT TO BE USED IN ANY WAY DETRIMENTAL TO THE INTERESTS OF PANDUIT CORP.



PANDUIT P/N	WEIGHT
CMR19X84S	53 LBS/EACH 24.0 Kg/EACH

NOTES:

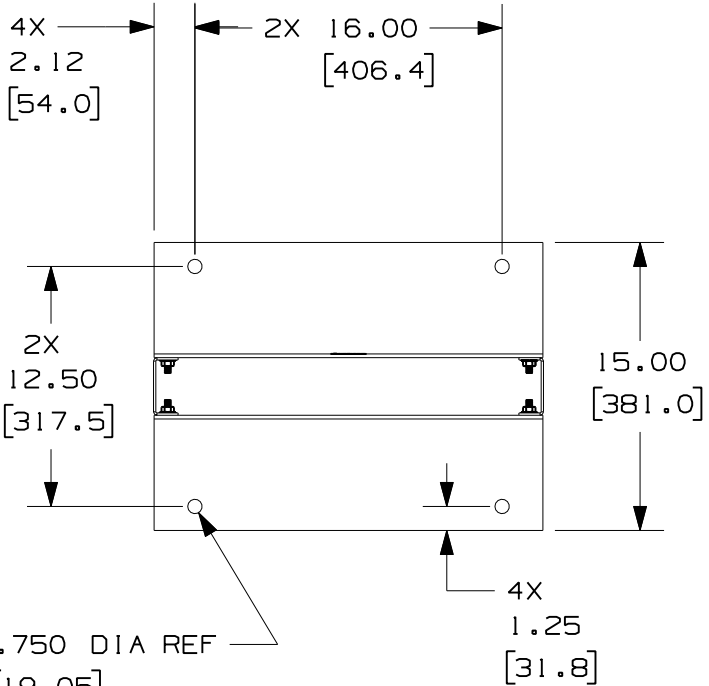
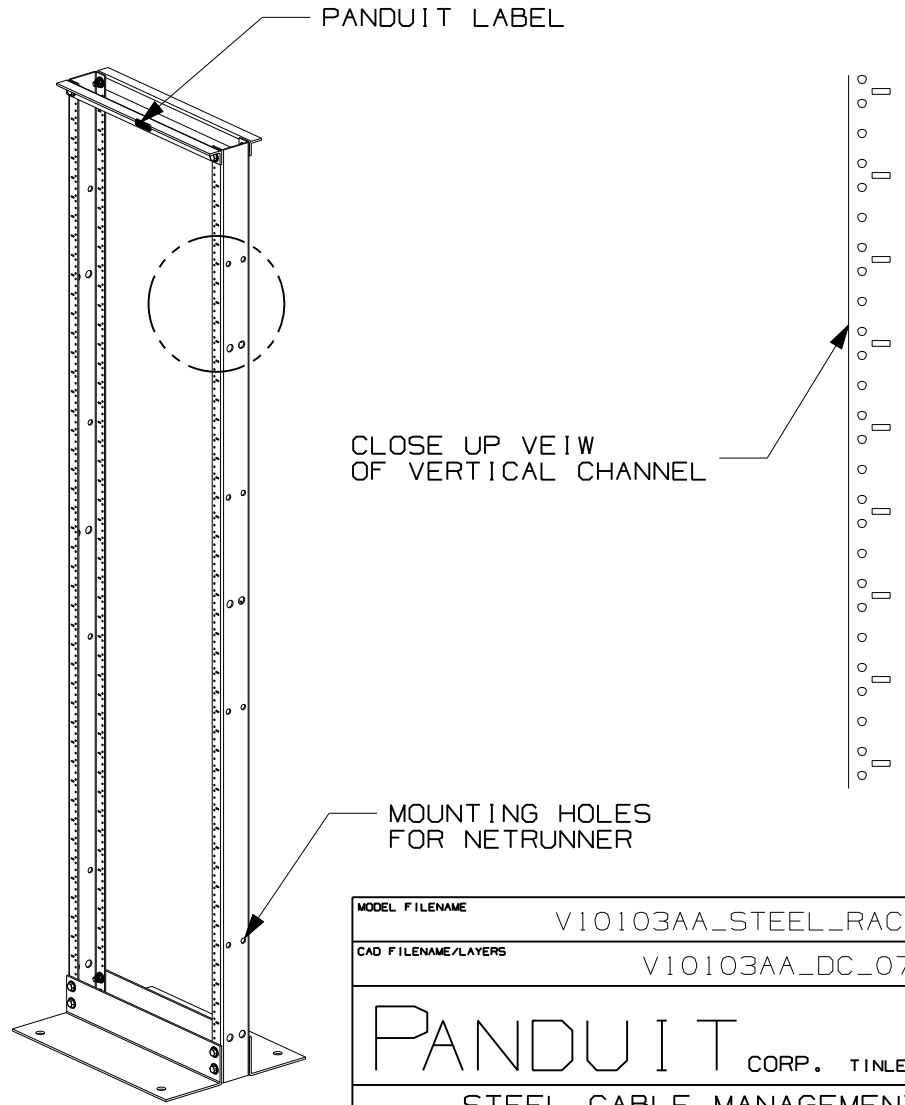
- CAN BE USED WITH ANY INDUSTRY STANDARD 19" COMPONENT IN ADDITION TO ALL PANDUIT CABLE MANAGEMENT AND PATCH PANEL PRODUCTS.
- WILL HOLD UP TO 45 SINGLE RACK SPACINGS.
- EIA HOLE SPACING ON UPRIGHT CHANNELS: .625, .625, .500, .625, .625, .500, ETC.
- ASSEMBLY IS REQUIRED.
- RACK PART THICKNESSES:
- UPRIGHT CHANNELS (11 GA): WEB- .125±.03
FLANGE .125±.03
- TOP BRACKET (7 GA): .179±.03
- BASE BRACKET (7 GA): .179±.03
- DIMENSIONS IN PARENTHESES ARE METRIC.
- ALL ASSEMBLY HARDWARE INCLUDED:
- (12) 3/8-16 X 1" BLACK HEX HEAD CAP SCREW
- (24) 3/8" PAINT PIERCING GROUNDING WASHER
- (1) TUBE OF ANTI-OXIDIZING PASTE
- (12) 3/8-16 BLACK HEX NUT
- (24) 12-24 X .5" SLOTTED PAN HEAD STEEL SCREW
- TESTED AND APPROVED 1000 LBS LOAD RATING BY UNDERWRITERS LABORATORIES.

MODEL FILENAME	V10103AA_STEEL_RACK_07.PRT
CAD FILENAME/LAYERS	V10103AA_DC_07B.PRT
<h1>PANDUIT</h1> CORP. TINLEY PARK, ILLINOIS	
STEEL CABLE MANAGEMENT RACK (CMR19X84S) CUSTOMER DRAWING	

REV	DATE	BY	CHK	DESCRIPTION	ECN	R	CUST	SUP	OTH
3	1-11-07	LEE		C. UPDATED NOTES	10103-06				
2	7-13-06	LEE	KRKE	B. UPDATED GEOMETRY & NOTES	10103-06		KRKE		
1	4-22-05	JDWE	KRKE	A. UPDATED GEOMETRY	10103-06		KRKE		
R	1-28-03	JDWE	KRKE	RELEASED TO PRODUCTION	10103-06		RTSU		

UNLESS OTHERWISE SPECIFIED, DIMENSIONAL TOLERANCES ARE:		UNLESS OTHERWISE SPECIFIED,	
INCHES	[METRIC - MILLIMETER]	ALL DIMENSIONS ARE GIVEN	
X.X +/- 0.06	X +/- 1.5	IN INCHES, THIRD ANGLE PROJECTION.	
X.XX +/- 0.03	X.X +/- 0.8		
X.XXX +/- 0.015	X.XX +/- 0.4		
DRAWN BY JDWE		SCALE NONE	
DATE 1-28-03		DRAWING NO. 10103-06	
CHK'D KRKE		SHEET 1 OF 2	
MAT'L: STEEL - POWDER COATED BLACK		DWG SIZE A	

THIS COPY IS PROVIDED ON A RESTRICTED BASIS AND IS NOT TO BE USED IN ANY WAY DETRIMENTAL TO THE INTERESTS OF PANDUIT CORP.



.750 DIA REF
[19.05]
FLOOR MOUNTING HOLE
(2 PLACES ON EACH
BASE BRACKET)

MODEL FILENAME V10103AA_STEEL_RACK_07.PRT

CAD FILENAME/LAYERS V10103AA_DC_07B.PRT

PANDUIT CORP. TINLEY PARK, ILLINOIS

STEEL CABLE MANAGEMENT RACK
(CMR19X84S)
CUSTOMER DRAWING

3	1-11-07	LEE		SEE SHEET 1 OF 2 FOR REVISIONS	10103-06				
2	7-14-06	LEE	KRKE	SEE SHEET 1 OF 2 FOR REVISIONS	10103-06		KRKE		
1	4-22-05	JDWE	KRKE	SEE SHEET 1 OF 2 FOR REVISIONS	10103-06		KRKE		
R	1-28-03	JDWE	KRKE	SEE SHEET 1 OF 2 FOR REVISIONS	10103-06		RTSU		
REV	DATE	BY	CHK	DESCRIPTION	ECN	R	CUST	SUP	OTH

UNLESS OTHERWISE SPECIFIED, DIMENSIONAL TOLERANCES ARE:			UNLESS OTHERWISE SPECIFIED,		
INCHES	±		[METRIC - MILLIMETER]	ANGLE	ALL DIMENSIONS ARE GIVEN
X.X	+/-	0.06	X.	+/-	1.5
X.XX	+/-	0.03	X.X	+/-	0.8
X.XXX	+/-	0.015	X.XX	+/-	0.4
				+/-	1°
DRAWN BY JDWE		MAT'L: STEEL - POWDER COATED BLACK		SCALE NONE	
DATE 1-28-03				DRAWING NO. 10103-06 SHEET 2 OF 2	
CHK'D KRKE				DWG SIZE A	