





# Super Frequency Ceramic RF Chip Inductors - 0402CH Series



-  Monolithic inorganic material construction
-  Very High Q Values
-  High Self Resonant Frequency
-  Industry Standard 0402 (1005) Surface Mount Land Pattern

## Electrical Specifications @ 25°

Part Number	Inductance (nH)	Standard Tolerance	Test Frequency (MHz)	Q min.	Q (Typ.) Frequency (MHz)					I <sub>dc</sub> (mA MAX)	R <sub>dc</sub> (Ω MAX)	SRF (MHz MIN)
					300	800	900	1500	1800			
PE-0402CH1N0STT	1.0	±0.3nH	100	8	53	129	147	217	244	710	0.07	10000
PE-0402CH1N2STT	1.2	±0.3nH	100	8	45	97	110	156	177	710	0.07	10000
PE-0402CH1N5STT	1.5	±0.3nH	100	8	35	69	76	104	116	710	0.07	8000
PE-0402CH1N8STT	1.8	±0.3nH	100	8	32	61	66	92	100	710	0.07	6000
PE-0402CH2N0STT	2.0	±0.3nH	100	8	38	68	73	94	103	660	0.08	6000
PE-0402CH2N2STT	2.2	±0.3nH	100	8	37	67	71	92	101	660	0.08	6000
PE-0402CH2N4STT	2.4	±0.3nH	100	8	34	54	59	74	86	630	0.09	6000
PE-0402CH2N7STT	2.7	±0.3nH	100	8	30	49	52	67	73	630	0.09	6000
PE-0402CH3N0STT	3.0	±0.3nH	100	8	31	51	54	70	76	570	0.11	6000
PE-0402CH3N3STT	3.3	±0.3nH	100	8	32	54	57	72	79	540	0.12	6000
PE-0402CH3N6STT	3.6	±0.3nH	100	8	33	53	56	71	77	500	0.14	5000
PE-0402CH3N9STT	3.9	±0.3nH	100	8	34	53	56	70	76	490	0.15	4000
PE-0402CH4N2STT	4.3	±0.3nH	100	8	29	47	50	64	71	470	0.16	4000
PE-0402CH4N7STT	4.7	±0.3nH	100	8	30	48	51	65	72	450	0.17	4000
PE-0402CH5N1STT	5.1	±0.3nH	100	8	30	48	51	64	71	430	0.19	4000
PE-0402CH5N6STT	5.6	±0.3nH	100	8	30	48	51	65	71	420	0.2	4000
PE-0402CH6N2STT	6.2	±0.3nH	100	8	31	49	52	66	72	400	0.22	3900
PE-0402CH6N8JTT	6.8	±5%	100	8	28	44	49	59	64	390	0.23	3900
PE-0402CH7N5JTT	7.5	±5%	100	8	28	45	50	60	65	370	0.25	3700
PE-0402CH8N2JTT	8.2	±5%	100	8	29	46	50	62	66	360	0.27	3600
PE-0402CH8N7JTT	9.1	±5%	100	8	29	45	49	59	62	350	0.29	3400
PE-0402CH100JTT	10	±5%	100	8	28	45	48	57	60	330	0.31	3200
PE-0402CH120JTT	12	±5%	100	8	26	40	45	51	52	300	0.39	2700
PE-0402CH150JTT	15	±5%	100	8	25	38	42	49	51	280	0.45	2300

- Notes:**
- Inductance measured using a HP4286A RF Impedance Analyzer. (Please note that inductance information is not stamped on part, because of the extremely small size).
  - Q measured using a HP4291A RF Impedance Analyzer with a HP16193A Test Fixture.
  - SRF measured using a HP8753C Network Analyzer.
  - RDC measured using a Valhalla Scientific model 4100 ATC Digital Ohm meter.
  - Based on a 15° C maximum temperature rise.

USA 858 674 8100

Germany 49 7032 7806 0

Singapore 65 6287 8998

Shanghai 86 21 62787060

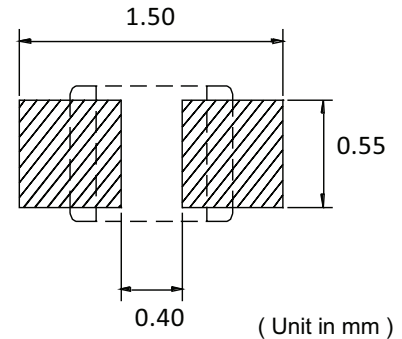
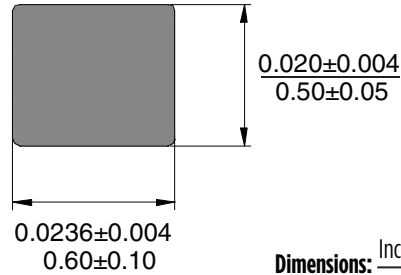
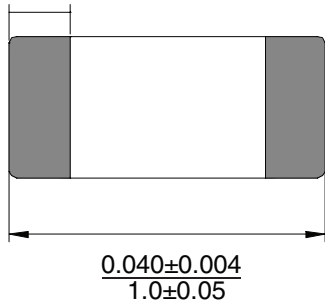
China 86 755 33966678

Taiwan 886 3 4356768

## Mechanicals

### 0402CH Series

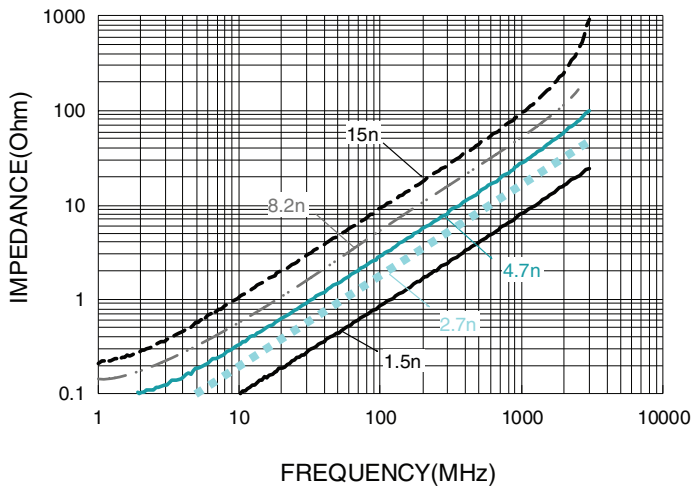
$$\frac{0.0068 \pm 0.0029}{0.175 \pm 0.075}$$



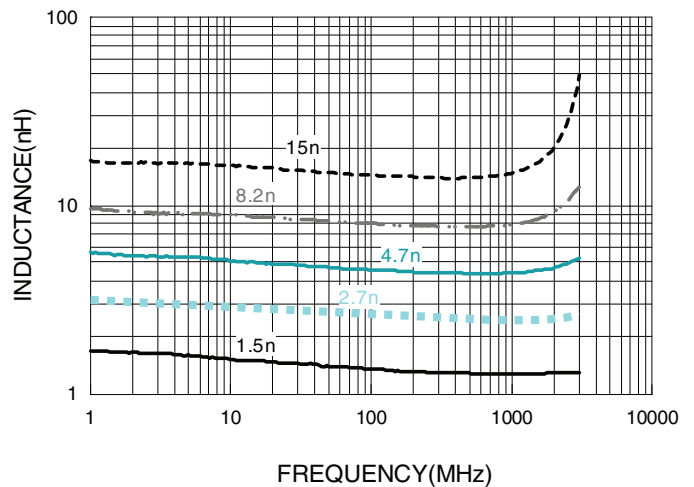
Dimensions:  $\frac{\text{Inches}}{\text{mm}}$

Unless otherwise specified,  
all tolerances are  $\pm \frac{.010}{0.25}$

### Impedance v.s. Frequency Characteristics

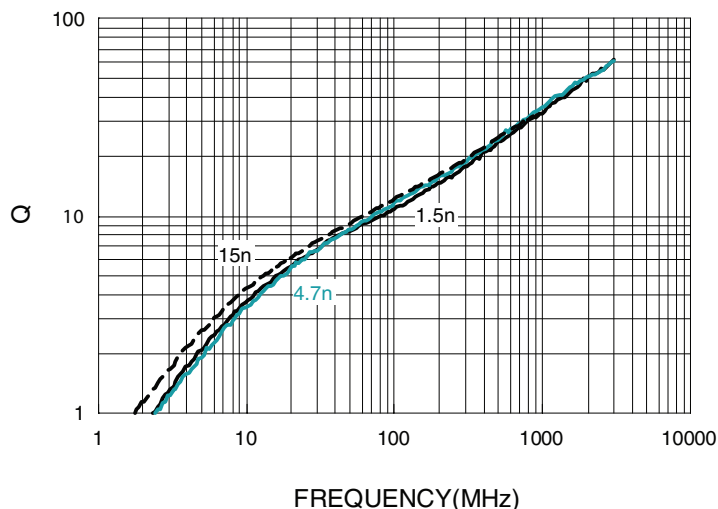


### Inductance v.s. Frequency Characteristics



# Super Frequency Ceramic RF Chip Inductors - 0402CH Series

Q v.s. Frequency Characteristics



## For More Information

### Pulse Worldwide Headquarters

12220 World Trade Drive  
San Diego, CA  
92128  
U.S.A.

Tel: 858 674 8100  
Fax: 858 674 8262

### Pulse Europe

Einsteinstrasse 1  
D-71083 Herrenberg  
Germany

Tel: 49 7032 78060  
Fax: 49 7032 7806 135

### Pulse China Headquarters

B402, Shenzhen Academy of  
Aerospace Technology Bldg.  
10th Kejian Road  
High-Tech Zone  
Nanshan District  
Shenzhen, PR China  
518057  
Tel: 86 755 33966678  
Fax: 86 755 33966700

### Pulse North China

Room 2704/2705  
Super Ocean Finance  
Ctr.  
2067 Yan An Road  
West  
Shanghai 200336  
China

Tel: 86 21 62787060  
Fax: 86 2162786973

### Pulse South Asia

135 Joo Seng Road  
#03-02  
PM Industrial Bldg.  
Singapore 368363

Tel: 65 6287 8998  
Fax: 65 6287 8998

### Pulse North Asia

3F, No. 198  
Zhongyuan Road  
Zhongli City  
Taoyuan County 320  
Taiwan R. O. C.

Tel: 886 3 4356768  
Fax: 886 3 4356823 (Pulse)  
Fax: 886 3 4356820 (FRE)

Performance warranty of products offered on this data sheet is limited to the parameters specified. Data is subject to change without notice. Other brand and product names mentioned herein may be trademarks or registered trademarks of their respective owners. © Copyright, 2014. Pulse Electronics, Inc. All rights reserved.