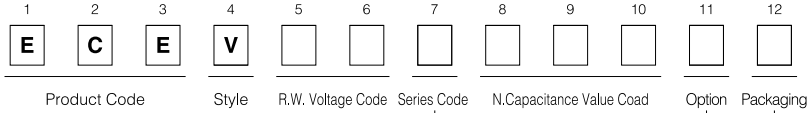




### Explanation of Part Numbers



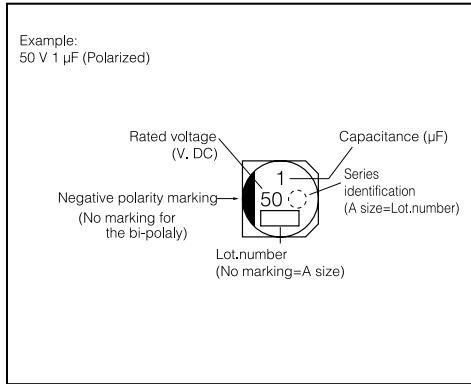
Polarized	S□□□S	φ3
	A□□□S	φ4 to φ6.3
	A□□□	φ8 to φ10
Miniaturization	S□□□W	φ3
	A□□□W	φ4 to φ6.3
	A□□□U	φ8
Bi-polar	A□□□N	φ4 to φ6.3

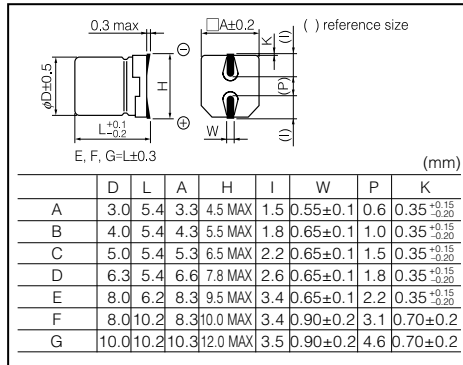
Taped on reel	
R	W=12 mm φ3, φ4, φ5 (A, B, C)
S	W=12 mm φ5; P <sub>1</sub> = 8 mm
P	W=16 mm φ6.3 (D) φ8x6.2 (E)
P	W=24 mm φ8x10.2 φ10x10.2 (F, G)

P<sub>1</sub>: Pitch dimension between capacitors on taping

### Marking



### Dimensions in mm (not to scale)



### Case size/Ripple current

● Polarized ( ) is applied to miniature

(mA) r.m.s. (120 Hz/+85 °C)

Cap. (μF)	W.V. (V)		4 (0G)	6.3 (0J)	10 (1A)	16 (1C)	25 (1E)	35 (1V)	50 (1H)	63 (1J)	100 (2A)			
0.1 (0R1)									A, B	1, 1				
0.22 (R22)									A, B	2, 2				
0.33 (R33)									A, B	3, 3				
0.47 (R47)									A, B	5, 5				
1.0 (0I0)									A, B	8, 10				
2.2 (2R2)								A	8	B	16			
3.3 (3R3)								A	10	B	16		E	
4.7 (4R7)								B	22	C	23		F	
10 (100)							A, B	12, 22					E	
22 (220)	A	19	B(A)	29(20)	(B)	(28)	C(B)	39(28)	D	55	D	60	E	35
33 (330)	B	26	(B)	(22)	C(B)	43(29)	(C)	(35)	D	65	E	130	F(E)	110(65)
47 (470)	B	34	C	46	(C)	(43)	D(C)	70(39)		E	165	G(F)	130(110)	F
100 (101)	C	61	D	71	D	70	E(D)	200(70)	F(E)	180(91)	G(F)	210(140)	G	60
220 (221)	D	82			E	250	F	280	G(F)	310(140)	G	310		
330 (331)			E	300	F	330	G(F)	380(320)						
470 (471)			F	380	G(F)	400(330)	G	420						
1000 (102)			G	700	G	580								

### Bi-polar

Cap. (μF)	W.V. (V)		6.3 (0J)	10 (1A)	16 (1C)	25 (1E)	35 (1V)	50 (1H)		
0.22 (R22)								B	2	
0.33 (R33)								B	3	
0.47 (R47)								B	5	
1.0 (0I0)								B	10	
2.2 (2R2)							B	12	C	16
3.3 (3R3)						B	12	C*	21	
4.7 (4R7)					B	20	C	21	C	22
10 (100)			B	25	C	25	D	28	D	30
22 (220)	C	29			D	39				
33 (330)			D	43						
47 (470)	D	46								

( ) shows W.V. and capacitance code.

\*: Part number is EEVNZ1H3R3□

### ■ Standard Products

W.V.	Cap. (±20%)  (V)	Case size			Specification			Part No.	Min. Packaging
		Dia.	Length	Size Code	Ripple current (120Hz (+85°C) (mA)	D.F.	Life Time (hours)		Q'ty  Taping  (pcs)
4	22	3	5.4	A	19	0.37	1000	ECEV0GS220SR	2000
	33	4	5.4	B	26	0.35	1000	ECEV0GA330SR	2000
	47	4	5.4	B	34	0.35	1000	ECEV0GA470SR	2000
	100	4	5.4	B	61	0.35	1000	ECEV0GA101SR	1000
	220	6.3	5.4	D	82	0.35	1000	ECEV0GA221SP	1000
6.3	22	3	5.4	A	20	0.35	1000	ECEV0JS220WR	2000
		4	5.4	B	29	0.26	2000	ECEV0JA220SR	2000
	33	4	5.4	B	22	0.35	1000	ECEV0JA330WR	2000
	47	5	5.4	C	46	0.26	2000	ECEV0JA470SR	1000
	100	6.3	5.4	D	71	0.26	2000	ECEV0JA101SP	1000
	330	8	6.2	E	300	0.35	2000	ECEV0JA331P	1000
	470	8	10.2	F	380	0.35	2000	ECEV0JA471P	500
1000	10	10.2	G	700	0.35	2000	ECEV0JA102P	500	
10	22	4	5.4	B	28	0.30	2000	ECEV1AA220WR	2000
		5	5.4	C	43	0.20	2000	ECEV1AA330SR	1000
	33	4	5.4	B	29	0.30	2000	ECEV1AA330WR	2000
	47	5	5.4	C	43	0.30	2000	ECEV1AA470WR	1000
	100	6.3	5.4	D	70	0.20	2000	ECEV1AA101SP	1000
	220	8	6.2	E	250	0.26	2000	ECEV1AA221P	1000
	330	8	10.2	F	330	0.26	2000	ECEV1AA331P	500
	470	8	10.2	F	330	0.26	2000	ECEV1AA471UP	500
		10	10.2	G	400	0.26	2000	ECEV1AA471P	500
1000	10	10.2	G	580	0.26	2000	ECEV1AA102P	500	
16	10	3	5.4	A	20	0.18	1000	ECEV1CS100SR	2000
		4	5.4	B	28	0.16	2000	ECEV1CA100SR	2000
	22	4	5.4	B	28	0.26	2000	ECEV1CA220WR	2000
		5	5.4	C	39	0.16	2000	ECEV1CA220SR	1000
	33	5	5.4	C	35	0.26	2000	ECEV1CA330WR	1000
	47	5	5.4	C	39	0.26	2000	ECEV1CA470WR	1000
		6.3	5.4	D	70	0.16	2000	ECEV1CA470SP	1000
	100	6.3	5.4	D	70	0.26	2000	ECEV1CA101WP	1000
		8	6.2	E	200	0.20	2000	ECEV1CA101P	1000
	220	8	10.2	F	280	0.20	2000	ECEV1CA221P	500
	330	8	10.2	F	320	0.20	2000	ECEV1CA331UP	500
		10	10.2	G	380	0.20	2000	ECEV1CA331P	500
	470	10	10.2	G	420	0.20	2000	ECEV1CA471P	500

The taping dimension are explained on p.00 of our Catalog.  
Please use it as a reference guide.

■ Standard Products

W.V. (V)	Cap. (±20%) (μF)	Case size			Specification			Part No.	Min. Packaging Q'ty
		Dia. (mm)	Length (mm)	Size Code	Ripple current (120Hz) (+85°C) (mA)	D.F.	Life Time (hours)		Taping (pcs)
25	4.7	3	5.4	A	12	0.16	1000	ECEV1ES4R7SR	2000
		4	5.4	B	22	0.14	2000	ECEV1EA4R7SR	2000
	10	5	5.4	C	28	0.14	2000	ECEV1EA100SR	1000
	22	6.3	5.4	D	55	0.14	2000	ECEV1EA220SP	1000
	33	6.3	5.4	D	65	0.14	2000	ECEV1EA330SP	1000
	100	8	6.2	E	91	0.16	2000	ECEV1EA101UP	1000
		8	10.2	F	180	0.16	2000	ECEV1EA101P	500
	220	8	10.2	F	140	0.16	2000	ECEV1EA221UP	500
10		10.2	G	310	0.16	2000	ECEV1EA221P	500	
35	2.2	3	5.4	A	8	0.14	1000	ECEV1VS2R2SR	2000
	3.3	3	5.4	A	10	0.14	1000	ECEV1VS3R3SR	2000
	4.7	4	5.4	B	22	0.12	2000	ECEV1VA4R7SR	2000
	10	5	5.4	C	30	0.12	2000	ECEV1VA100SR	1000
	22	6.3	5.4	D	60	0.12	2000	ECEV1VA220SP	1000
	33	8	6.2	E	130	0.14	2000	ECEV1VA330P	1000
	47	8	6.2	E	165	0.14	2000	ECEV1VA470P	1000
	100	8	10.2	F	140	0.14	2000	ECEV1VA101UP	500
10		10.2	G	210	0.14	2000	ECEV1VA101P	500	
220	10	10.2	G	310	0.14	2000	ECEV1VA221P	500	
	0.1	3	5.4	A	1	0.14	1000	ECEV1HS0R1SR	2000
4		5.4	B	1	0.12	2000	ECEV1HA0R1SR	2000	
0.22	3	5.4	A	2	0.14	1000	ECEV1HSR22SR	2000	
	4	5.4	B	2	0.12	2000	ECEV1HAR22SR	2000	
0.33	3	5.4	A	3	0.14	1000	ECEV1HSR33SR	2000	
	4	5.4	B	3	0.12	2000	ECEV1HAR33SR	2000	
0.47	3	5.4	A	5	0.14	1000	ECEV1HSR47SR	2000	
	4	5.4	B	5	0.12	2000	ECEV1HAR47SR	2000	
1	3	5.4	A	8	0.14	1000	ECEV1HS010SR	2000	
	4	5.4	B	10	0.12	2000	ECEV1HA010SR	2000	
2.2	4	5.4	B	16	0.12	2000	ECEV1HA2R2SR	2000	
3.3	4	5.4	B	16	0.12	1000	ECEV1HA3R3SR	2000	
4.7	5	5.4	C	23	0.12	2000	ECEV1HA4R7SR	1000	
10	6.3	5.4	D	35	0.12	2000	ECEV1HA100SP	1000	
22	8	6.2	E	120	0.12	2000	ECEV1HA220P	1000	
33	8	6.2	E	65	0.12	2000	ECEV1HA330UP	1000	
	8	10.2	F	110	0.12	2000	ECEV1HA330P	500	
47	8	10.2	F	110	0.12	2000	ECEV1HA470UP	500	
	10	10.2	G	130	0.12	2000	ECEV1HA470P	500	
100	10	10.2	G	250	0.12	2000	ECEV1HA101P	500	

The taping dimension are explained on p.00 of our Catalog.  
Please use it as a reference guide.

### ■ Standard Products

W.V. (V)	Cap. (±20%) (μF)	Case size			Specification			Part No.	Min. Packaging Q'ty
		Dia. (mm)	Length (mm)	Size Code	Ripple current (120Hz) (+85°C) (mA)	D.F.	Life Time (hours)		Taping (pcs)
63	10	8	6.2	E	35	0.18	2000	ECEV1JA100P	1000
	22	8	10.2	F	40	0.18	2000	ECEV1JA220P	500
	33	8	10.2	F	45	0.18	2000	ECEV1JA330P	500
	100	10	10.2	G	60	0.18	2000	ECEV1JA101P	500
100	3.3	8	6.2	E	50	0.18	2000	ECEV2AA3R3P	1000
	4.7	8	10.2	F	80	0.18	2000	ECEV2AA4R7P	500
	10	8	10.2	F	85	0.18	2000	ECEV2AA100P	500
	22	10	10.2	G	85	0.18	2000	ECEV2AA220P	500
	33	10	10.2	G	90	0.18	2000	ECEV2AA330P	500

The taping dimension are explained on p. of our Catalog.  
Please use it as a reference guide.

### ■ Standard Products(Bi-polar)

W.V. (V)	Cap. (±20%) (μF)	Case size			Specification		Part No.	Min. Packaging Q'ty
		Dia. (mm)	Length (mm)	Size Code	Ripple current (120Hz) (+85°C) (mA)	D.F.		Taping (pcs)
6.3	22	5	5.4	C	29	0.52	ECEV0JA220NR	1000
	47	6.3	5.4	D	46	0.52	ECEV0JA470NP	1000
10	10	4	5.4	B	25	0.40	ECEV1AA100NR	2000
	33	6.3	5.4	D	43	0.40	ECEV1AA330NP	1000
16	4.7	4	5.4	B	20	0.32	ECEV1CA4R7NR	2000
	10	5	5.4	C	25	0.32	ECEV1CA100NP	1000
	22	6.3	5.4	D	39	0.32	ECEV1CA220NP	1000
25	3.3	4.0	5.4	B	12	0.28	ECEV1EA3R3NR	2000
	4.7	5	5.4	C	21	0.28	ECEV1EA4R7NR	1000
	10	6.3	5.4	D	28	0.28	ECEV1EA100NP	1000
35	2.2	4	5.4	B	12	0.24	ECEV1VA2R2NR	2000
	4.7	5	5.4	C	22	0.24	ECEV1VA4R7NR	1000
	10	6.3	5.4	D	30	0.24	ECEV1VA100NP	1000
50	0.22	4	5.4	B	2	0.24	ECEV1HAR22NR	2000
	0.33	4	5.4	B	3	0.24	ECEV1HAR33NR	2000
	0.47	4	5.4	B	5	0.24	ECEV1HAR47NR	2000
	1	4	5.4	B	10	0.24	ECEV1HA010NR	2000
	2.2	5	5.4	C	16	0.24	ECEV1HA2R2NR	1000
	3.3	5	5.4	C	21	0.24	ECEV1H3R3R	1000
	4.7	6.3	5.4	D	31	0.24	ECEV1HA4R7NP	1000

Please use it as a reference guide.  
High temperature Load Life test : 85 C 2000h